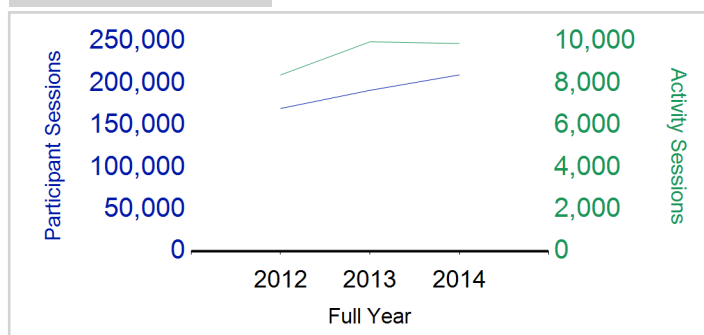


Term Report: Perth & Kinross Council

Academic Year : 2014/2015, Term(s) : Full Year

Putting Sport First

sportscotland
 the national agency for sport
Participant Sessions¹

	2012 Full Year	2013 Full Year	2014 Full Year
Activity Sessions	8,405	9,985	9,902
% Purely voluntary	85%	91%	93%
Activity Session Blocks ²	1,004	1,153	1,078
Avg Activity Sessions / Blocks ³	8.4	8.7	9.2
Different Activities	55	54	52
Participant Sessions¹	170,225	191,863	210,260
% Female	45%	44%	46%
Distinct Deliverers⁴	716	818	875
% Volunteers	92%	94%	95%
Qualified Volunteers	393	450	457
Secondary Pupils	224	269	282
Total Deliverer Sessions ⁵	16,236	20,417	20,699
Avg Deliverers Sessions / Deliverer	22.7	25.0	23.7
School Club Links	1,071	1,269	830
Schools with at least 1 link	84	84	82
Clubs with at least 1 link	108	118	117

1. Participant Sessions are the 'visits' pupils have made to activities. These figures do not represent the distinct pupils, and should only be taken as indicative of participation

2. Activities are recorded in ASMO as 'Activity Session Blocks' which describe a group who meet to take part in an activity.

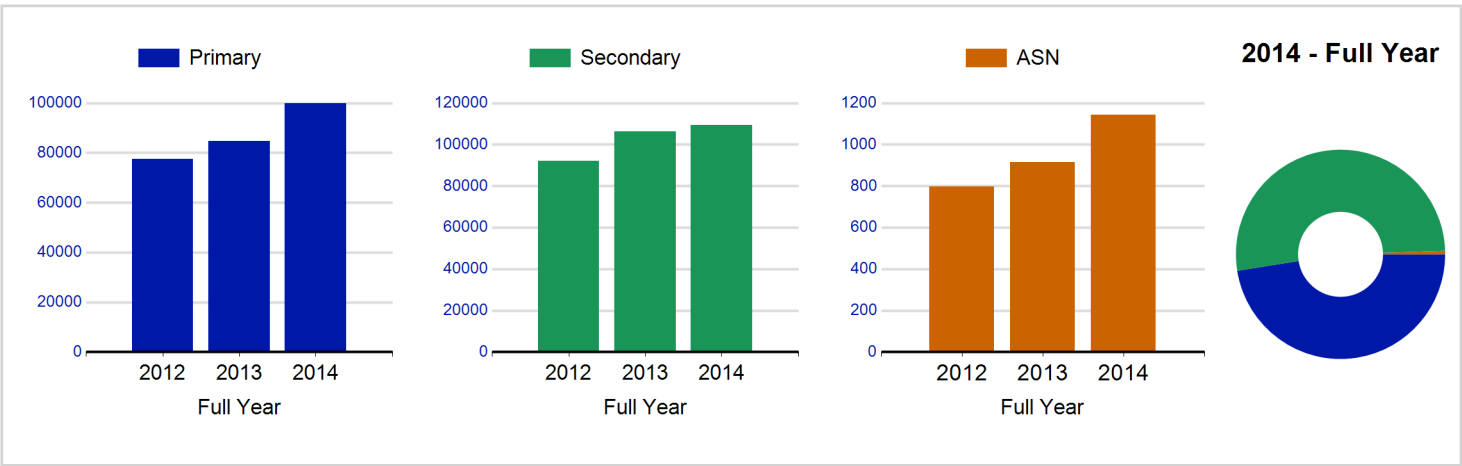
3. The Average Activity Sessions/Block figure shows the average length of a block (i.e. how many weeks did the average block run for?)

4. Distinct Deliverers are deliverers who have delivered at least one session of Active Schools supported activity across the selected year/term.

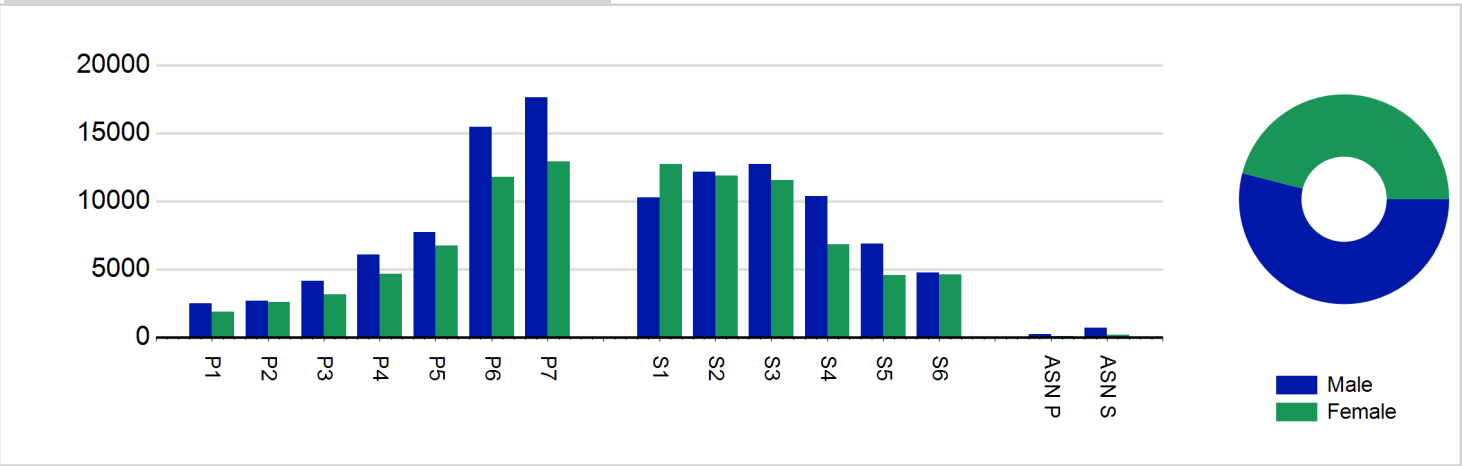
5. Deliverer Sessions are the 'visits' deliverers have made to activities. These figures do not represent the distinct deliverers, and should only be taken as indicative of delivery. Distinct deliverer information is only available at the local authority level.

6. Figures with N/A are not available for the 2008-11 phase of Active Schools. Charts which refer to information pre 2011 will show a huge increase from 0 – this is because we cannot include any 2008-2011 data at this level.

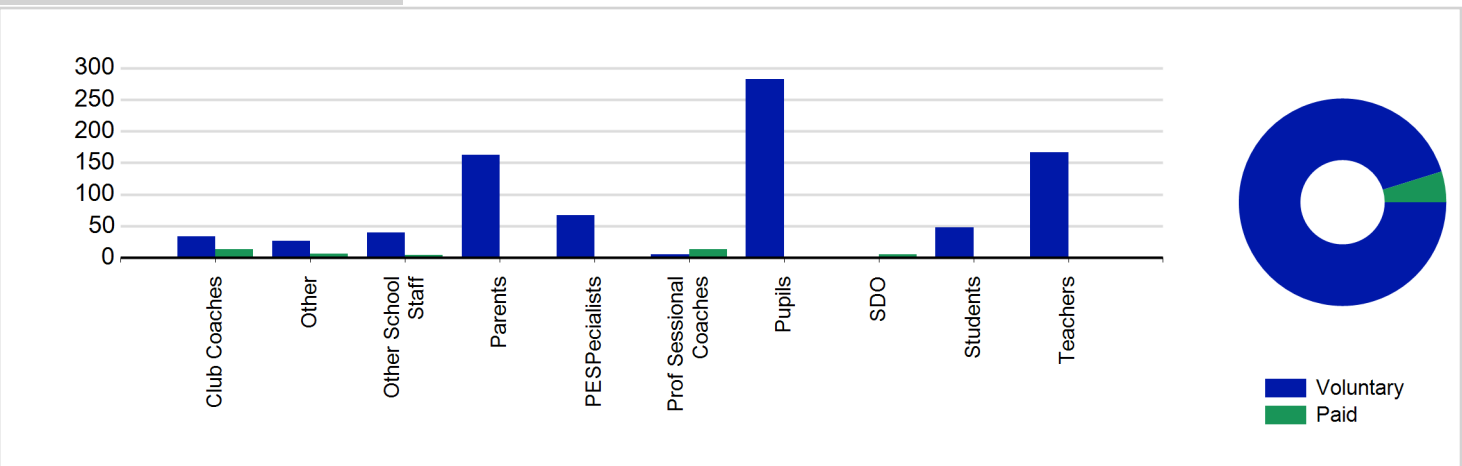
Participant Sessions¹ by School Type



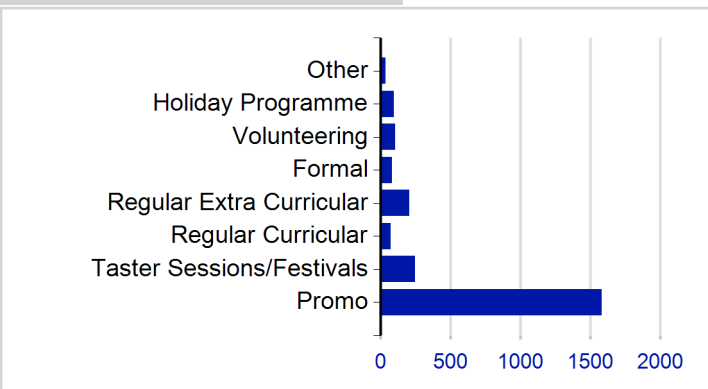
Participant Sessions¹ by Year Group and Gender



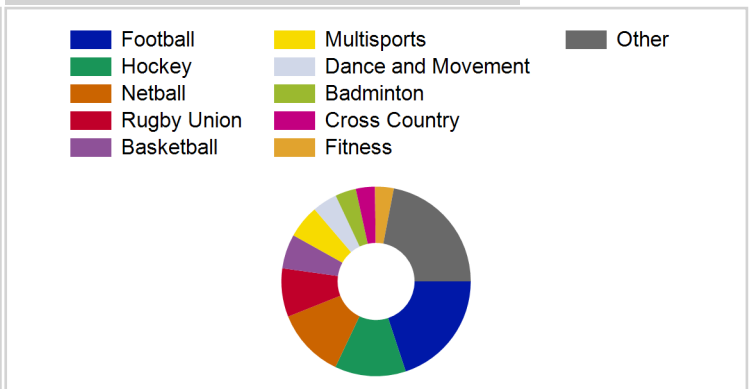
Distinct Deliverers⁴



School/Club Links



Top 10 Activities by Participant Sessions¹



Term Report: Perth & Kinross Council

Academic Year : 2014/2015, Term(s) : Full Year

Putting Sport First

sportscotland
the national agency for sport

Participant Sessions 7 by Yeargroup and Gender

	Male	Female
P1	2,488	1,879
P2	2,653	2,562
P3	4,145	3,170
P4	6,068	4,640
P5	7,718	6,722
P6	15,480	11,794
P7	17,609	12,907
S1	10,284	12,713
S2	12,163	11,860
S3	12,711	11,532
S4	10,344	6,818
S5	6,879	4,583
S6	4,770	4,626
ASN P	208	68
ASN S	688	178
Total	114,208	96,052

Distinct Deliverers 4 by Type

	Paid	Voluntary
Parents	1	163
Teachers	0	167
PESpecialists	0	67
Other School Staff	4	40
Club Coaches	13	34
Prof Sessional Coaches	13	5
Students	0	48
Pupils	0	282
SDO	5	0
Other	6	27
Total	42	833