

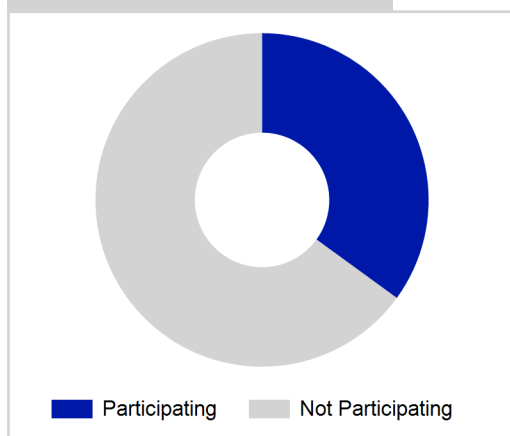
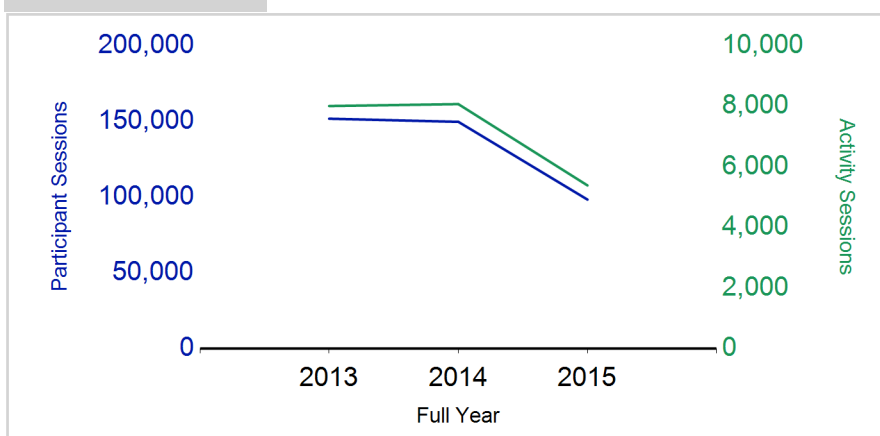
Term Report: North Ayrshire Council

Academic Year : 2015/2016, Term(s) : Full Year

Putting sport first

sportscotland
the national agency for sport

% School Roll Participating

Participant Sessions¹

	2013 Full Year	2014 Full Year	2015 Full Year
Activity Sessions	8,004	8,067	5,384
% Purely voluntary	80%	77%	80%
Activity Session Blocks ³	919	955	576
Avg. Activity Sessions / Block ⁴	8.7	8.4	9.3
Different Activities	43	48	45
Participant Sessions¹	151,716	149,661	98,315
% Female	44%	43%	45%
Distinct Participants²	6,986	6,813	5,458
Total School Roll	18,277	18,169	18,059
% Participating	38%	37%	30%
Distinct Deliverers⁵	619	602	271
% Volunteers	87%	86%	96%
Qualified Volunteers	312	280	124
Secondary Pupils	161	149	55
Total Deliverer Sessions ⁶	17,252	15,456	11,594
Avg. Deliverers Sessions / Deliverers	27.9	25.7	42.8
School Club Links	490	662	387
Schools with at least one link	65	63	54
Clubs with at least one link	78	97	73

1. Participant Sessions are the 'visits' pupils have made to activities. These figures do not represent the distinct pupils, and should only be taken as indicative of participation.

2. Distinct participants are pupils who have attended at least one session of Active Schools supported activity across the selected year/term (whether this was in a single or multiple school activity).

3. Activities are recorded in ASMO as 'Activity Session Blocks' which describe a group who meet to take part in an activity.

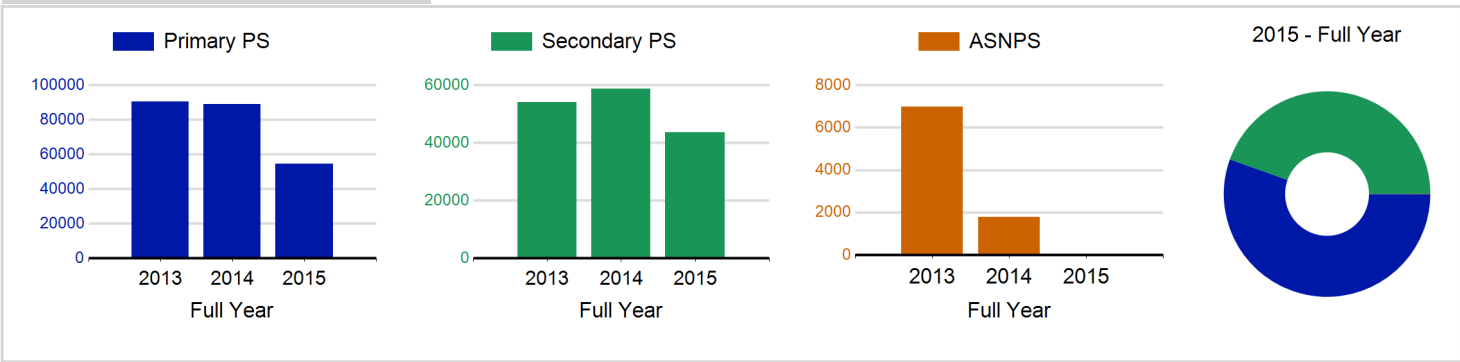
4. The Average Activity Sessions/Block figure shows the average length of a block (i.e. how many weeks did the average block run for?)

5. Distinct Deliverers are deliverers who have delivered at least one session of Active Schools supported activity across the selected year/term.

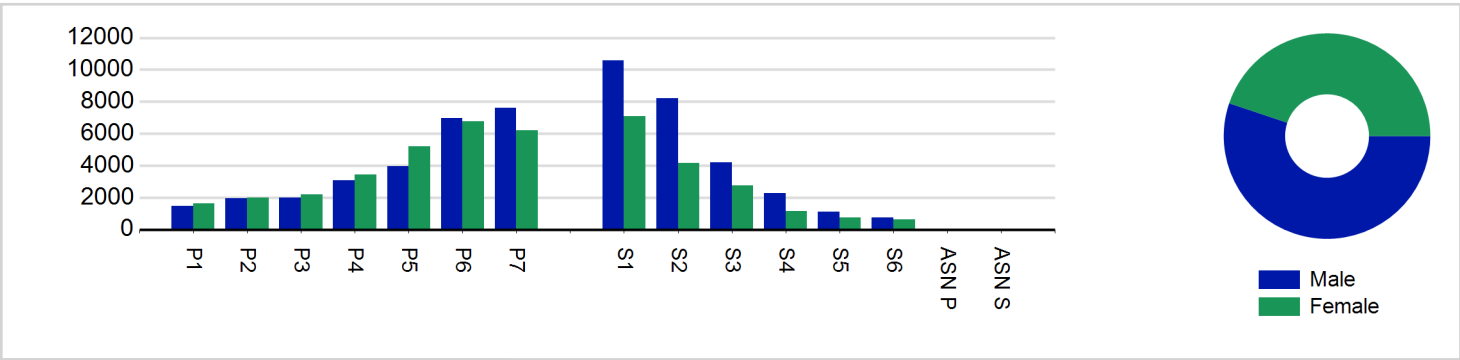
6. Deliverer Sessions are the 'visits' deliverers have made to activities. These figures do not represent the distinct deliverers, and should only be taken as indicative of delivery. Distinct deliverer information is only available at the local authority level.

7. School Roll details are taken from the Pupil Census as at September of the Academic Year. Summaries available at <http://www.gov.scot/topics/statistics/browse/school-education/datasets>

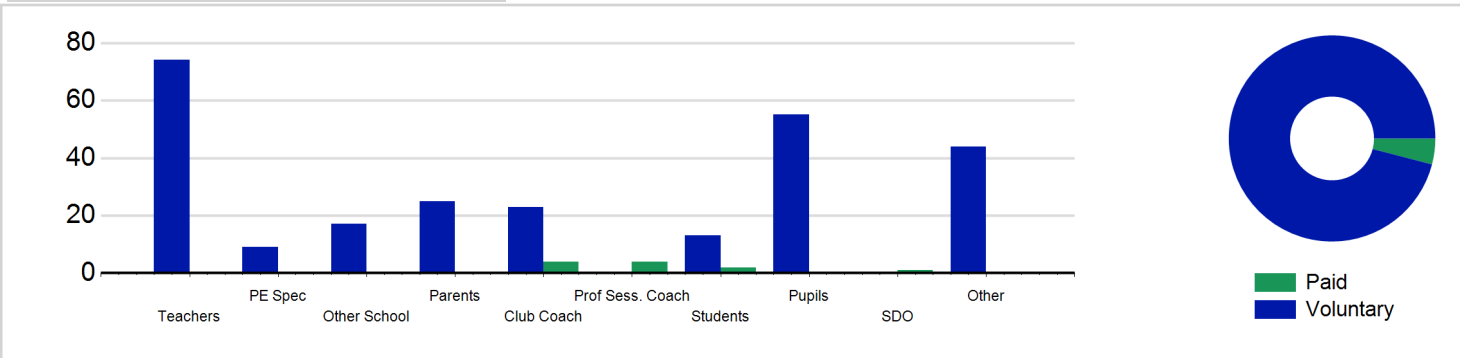
Participant Sessions¹ by School Type



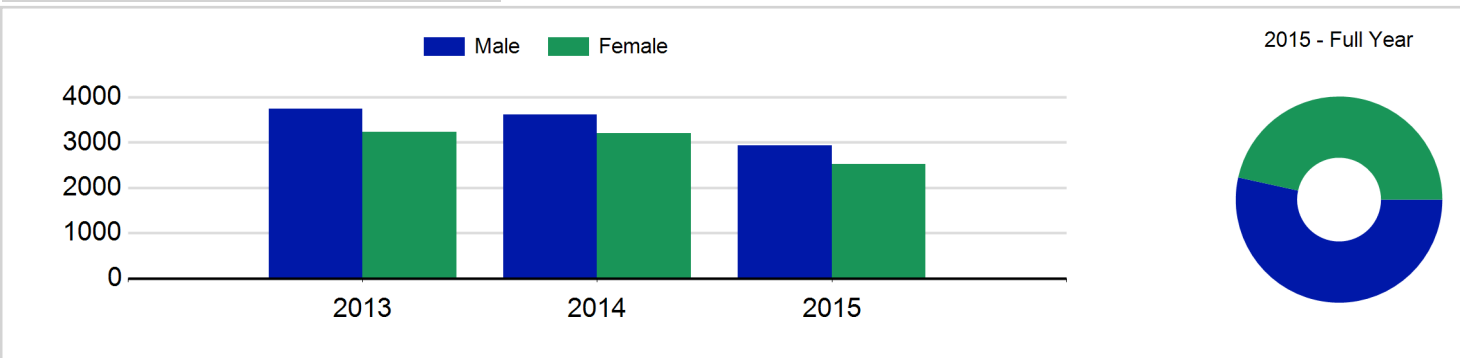
Participant Sessions¹ by Year Group and Gender



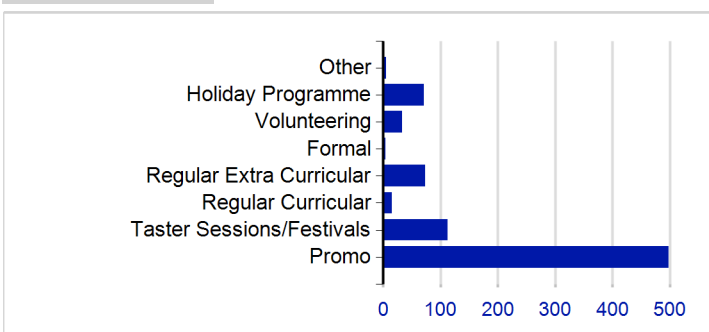
Distinct Deliverers



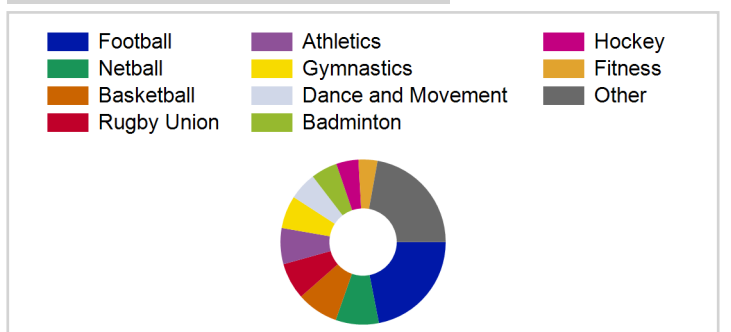
Distinct Participants² by Gender



School/Club Links



Top 10 Activities. by Participant Sessions¹



Term Report: North Ayrshire Council

Academic Year : 2015/2016, Term(s) : Full Year

Putting sport first

sportscotland
the national agency for sport

Participant Sessions¹ by Year Group and Gender

	Male	Female
P1	1,471	1,632
P2	1,971	2,009
P3	1,995	2,201
P4	3,094	3,456
P5	3,960	5,203
P6	6,981	6,758
P7	7,592	6,227
S1	10,586	7,108
S2	8,223	4,179
S3	4,206	2,737
S4	2,283	1,155
S5	1,099	754
S6	751	642
ASN P	36	6
ASN S		
Total	54,248	44,067

Distinct Deliverers⁵ by Type

	Paid	Voluntary
Teachers		74
PE Spec		9
Other School		17
Parents		25
Club Coach	4	23
Prof Sess. Coach	4	
Students	2	13
Pupils		55
SDO	1	
Other		44
Total	11	260

Distinct Participants² by Gender

Male	2,935
Female	2,523
Total	5,458