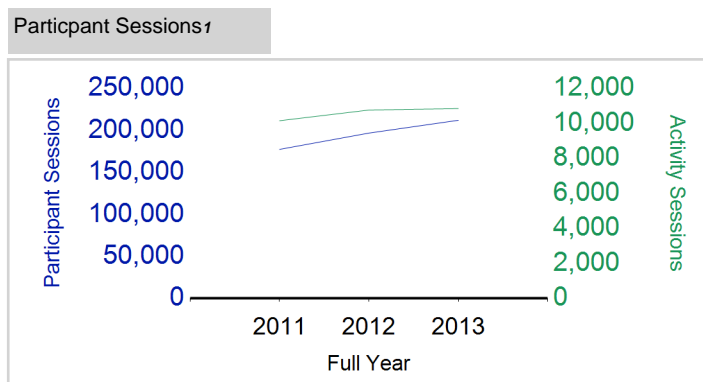


Term Report: Angus Council

Academic Year : 2013/2014, Term(s) : Full Year

Putting Sport First

sportscotland
 the national agency for sport


	2011 Full Year	2012 Full Year	2013 Full Year
Activity Sessions	10,159	10,767	10,851
% Purely voluntary	94%	92%	96%
Activity Session Blocks ²	1,044	1,092	1,094
Avg Activity Sessions / Blocks ³	9.7	9.9	9.9
Different Activities	45	41	46
Participant Sessions¹	177,500	196,899	212,138
% Female	50%	48%	48%
Distinct Deliverers⁴	529	583	617
% Volunteers	95%	95%	94%
Qualified Volunteers	302	315	353
Secondary Pupils	116	119	131
Total Deliverer Sessions ⁵	18,566	21,104	21,616
Avg Deliverers Sessions / Deliverer	35.1	36.2	35.0
School Club Links	466	612	621
Schools with at least 1 link	61	61	61
Clubs with at least 1 link	80	87	87

1. Participant Sessions are the 'visits' pupils have made to activities. These figures do not represent the distinct pupils, and should only be taken as indicative of participation

2. Activities are recorded in ASMO as 'Activity Session Blocks' which describe a group who meet to take part in an activity.

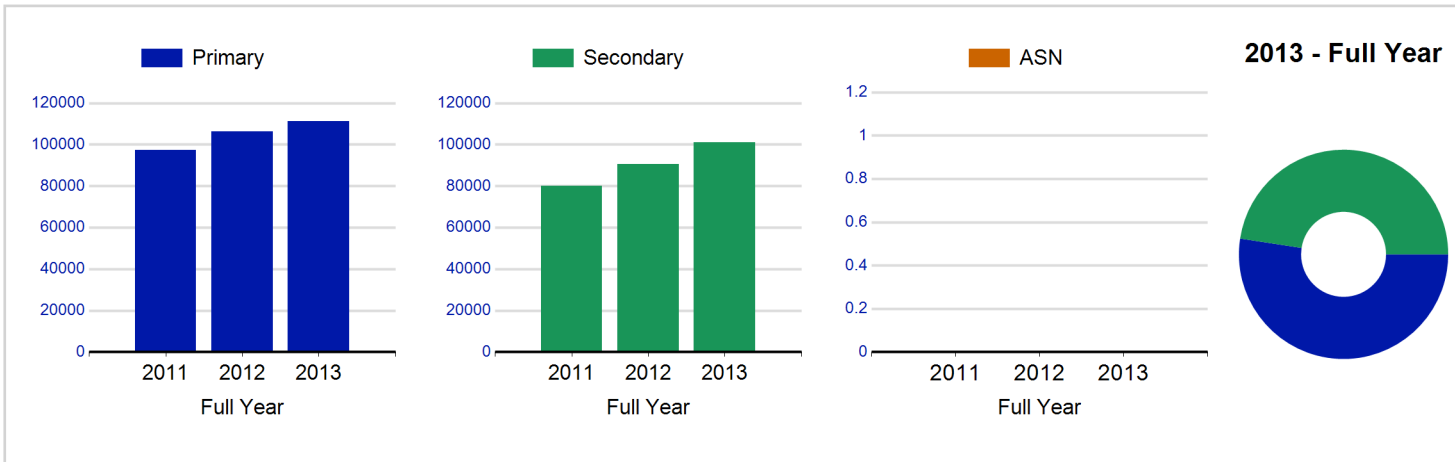
3. The Average Activity Sessions/Block figure shows the average length of a block (i.e. how many weeks did the average block run for?)

4. Distinct Deliverers are deliverers who have delivered at least one session of Active Schools supported activity across the selected year/term.

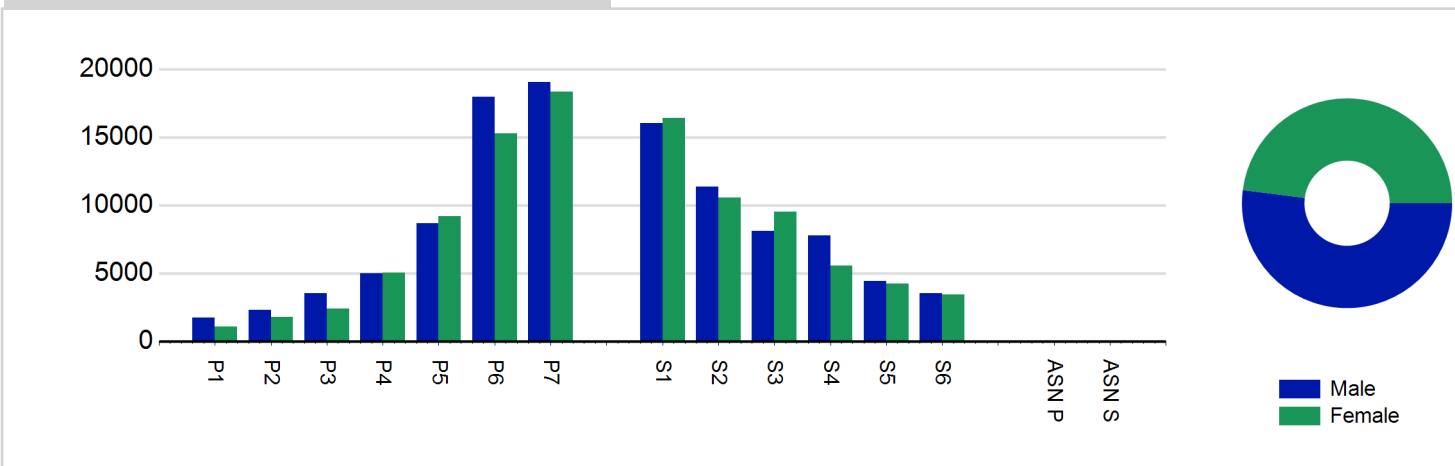
5. Deliverer Sessions are the 'visits' deliverers have made to activities. These figures do not represent the distinct deliverers, and should only be taken as indicative of delivery. Distinct deliverer information is only available at the local authority level.

6. Figures with N/A are not available for the 2008-11 phase of Active Schools. Charts which refer to information pre 2011 will show a huge increase from 0 – this is because we cannot include any 2008-2011 data at this level.

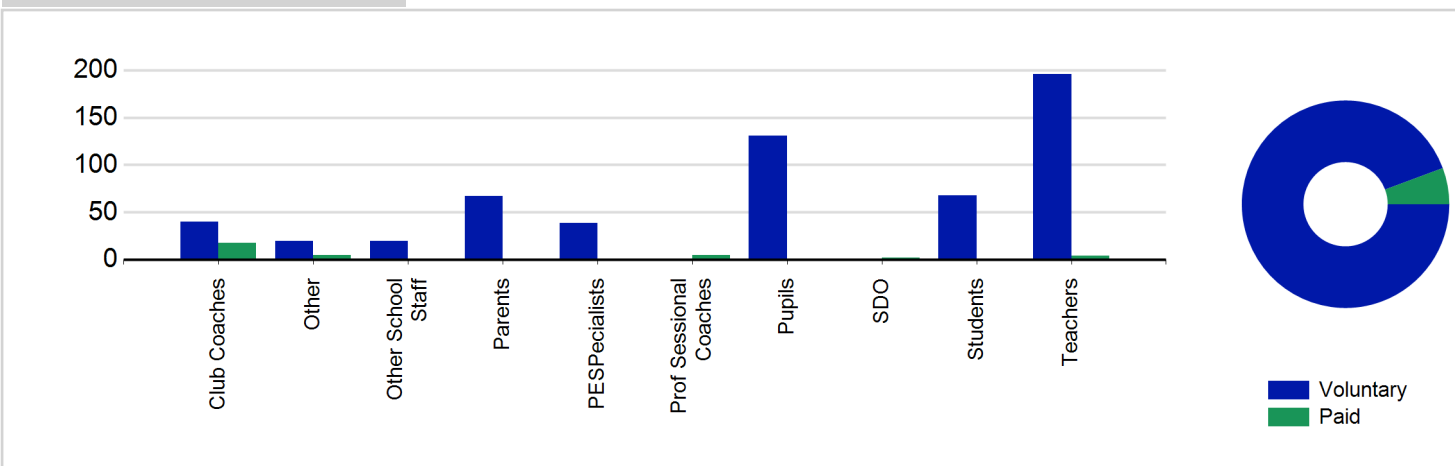
Participant Sessions¹ by School Type



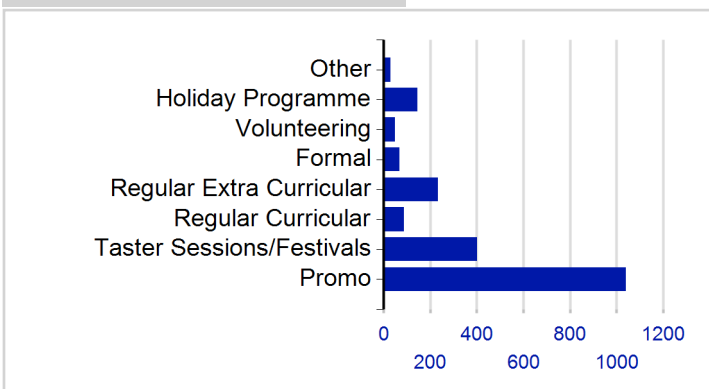
Participant Sessions¹ by Year Group and Gender



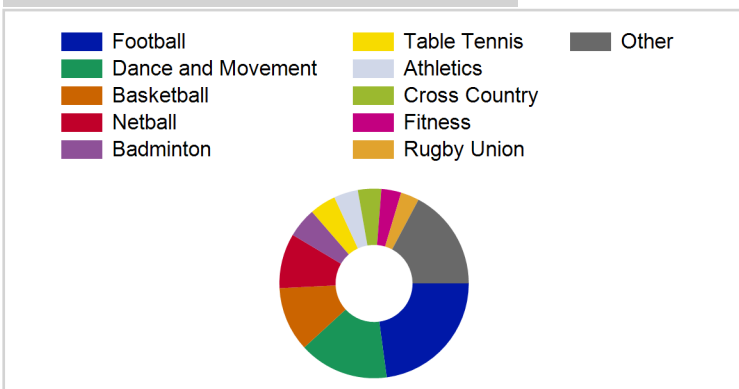
Distinct Deliverers⁴



School/Club Links



Top 10 Activities by Participant Sessions¹



Term Report: Angus Council

Academic Year : 2013/2014, Term(s) : Full Year

Putting Sport First

sportscotland
the national agency for sport

Participant Sessions 7 by Yeargroup and Gender

	Male	Female
P1	1,716	1,056
P2	2,277	1,793
P3	3,521	2,379
P4	4,981	5,056
P5	8,673	9,168
P6	17,949	15,253
P7	19,028	18,334
S1	16,048	16,387
S2	11,370	10,572
S3	8,115	9,496
S4	7,780	5,550
S5	4,424	4,218
S6	3,545	3,449
ASN P	0	0
ASN S	0	0
Total	109,427	102,711

Distinct Deliverers 4 by Type

	Paid	Voluntary
Parents	0	67
Teachers	4	196
PESpecialists	0	39
Other School Staff	0	20
Club Coaches	18	40
Prof Sessional Coaches	5	1
Students	1	68
Pupils	0	131
SDO	2	0
Other	5	20
Total	35	582