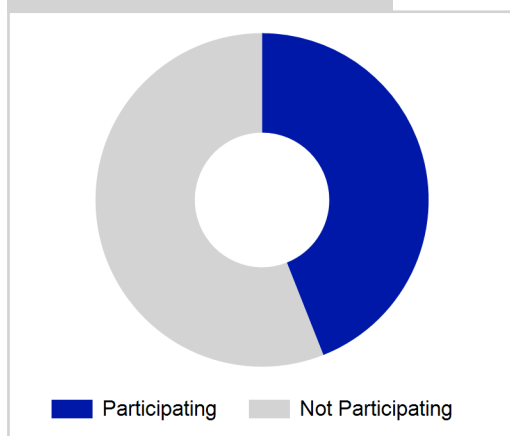


# Term Report: Comhairle nan Eilean Siar

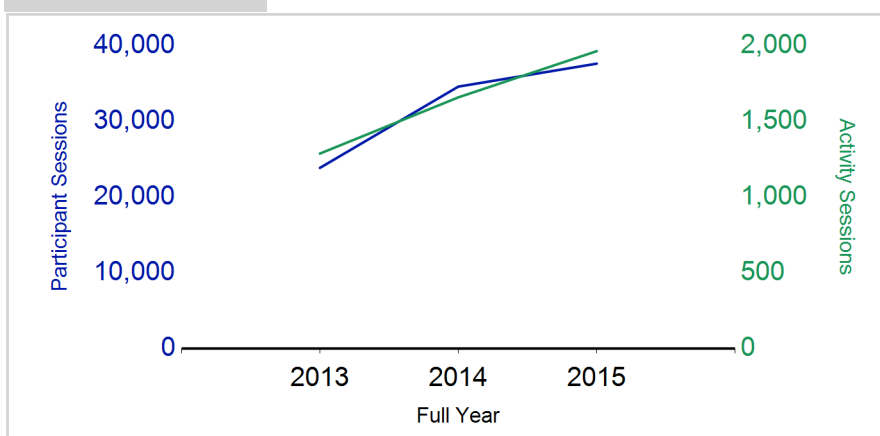
Academic Year : 2015/2016, Term(s) : Full Year

## Putting sport first

### % School Roll Participating



### Participant Sessions<sup>1</sup>



	2013 Full Year	2014 Full Year	2015 Full Year
<b>Activity Sessions</b>	<b>1,287</b>	<b>1,658</b>	<b>1,963</b>
% Purely voluntary	87%	87%	83%
Activity Session Blocks <sup>3</sup>	157	202	227
Avg. Activity Sessions / Block <sup>4</sup>	8.2	8.2	8.6
Different Activities	23	22	19
<b>Participant Sessions<sup>1</sup></b>	<b>23,849</b>	<b>34,579</b>	<b>37,613</b>
% Female	38%	39%	35%
<b>Distinct Participants<sup>2</sup></b>	<b>1,419</b>	<b>1,507</b>	<b>1,528</b>
Total School Roll	3,434	3,361	3,344
% Participating	41%	45%	46%
<b>Distinct Deliverers<sup>5</sup></b>	<b>189</b>	<b>220</b>	<b>211</b>
% Volunteers	87%	85%	88%
Qualified Volunteers	77	68	83
Secondary Pupils	19	27	19
Total Deliverer Sessions <sup>6</sup>	3,183	5,045	5,770
Avg. Deliverers Sessions / Deliverers	16.8	22.9	27.3
<b>School Club Links</b>	<b>240</b>	<b>237</b>	<b>288</b>
Schools with at least one link	29	27	28
Clubs with at least one link	29	31	38

1. Participant Sessions are the 'visits' pupils have made to activities. These figures do not represent the distinct pupils, and should only be taken as indicative of participation.

2. Distinct participants are pupils who have attended at least one session of Active Schools supported activity across the selected year/term (whether this was in a single or multiple school activity).

3. Activities are recorded in ASMO as 'Activity Session Blocks' which describe a group who meet to take part in an activity.

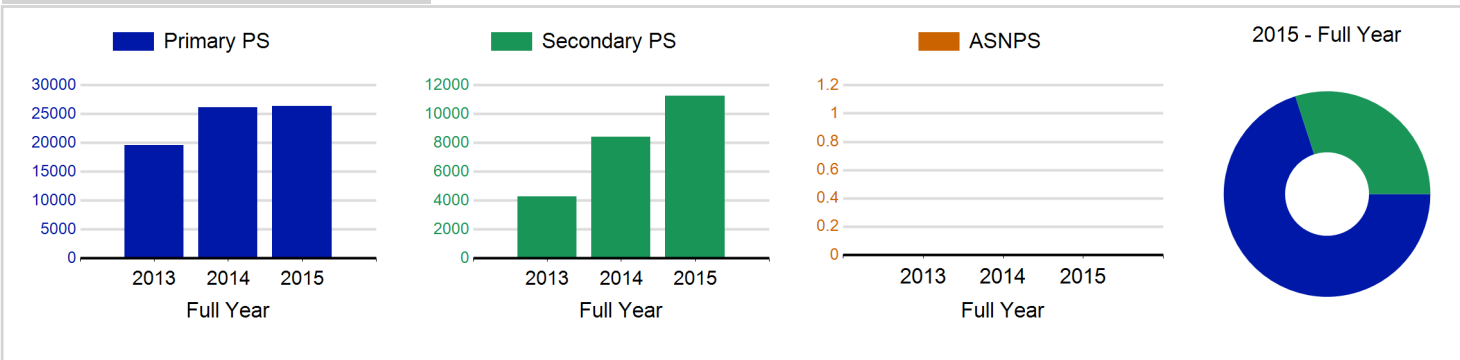
4. The Average Activity Sessions/Block figure shows the average length of a block (i.e. how many weeks did the average block run for?)

5. Distinct Deliverers are deliverers who have delivered at least one session of Active Schools supported activity across the selected year/term.

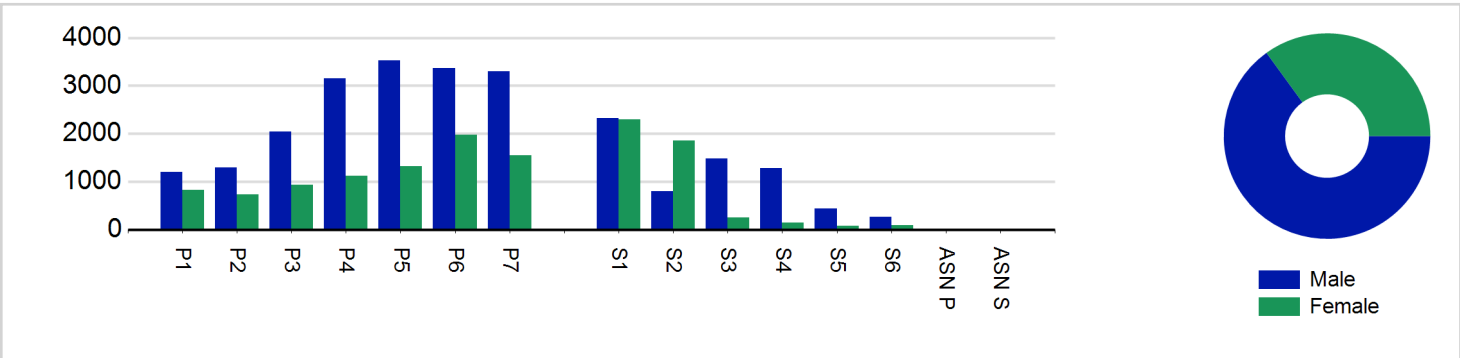
6. Deliverer Sessions are the 'visits' deliverers have made to activities. These figures do not represent the distinct deliverers, and should only be taken as indicative of delivery. Distinct deliverer information is only available at the local authority level.

7. School Roll details are taken from the Pupil Census as at September of the Academic Year. Summaries available at <http://www.gov.scot/topics/statistics/browse/school-education/datasets>

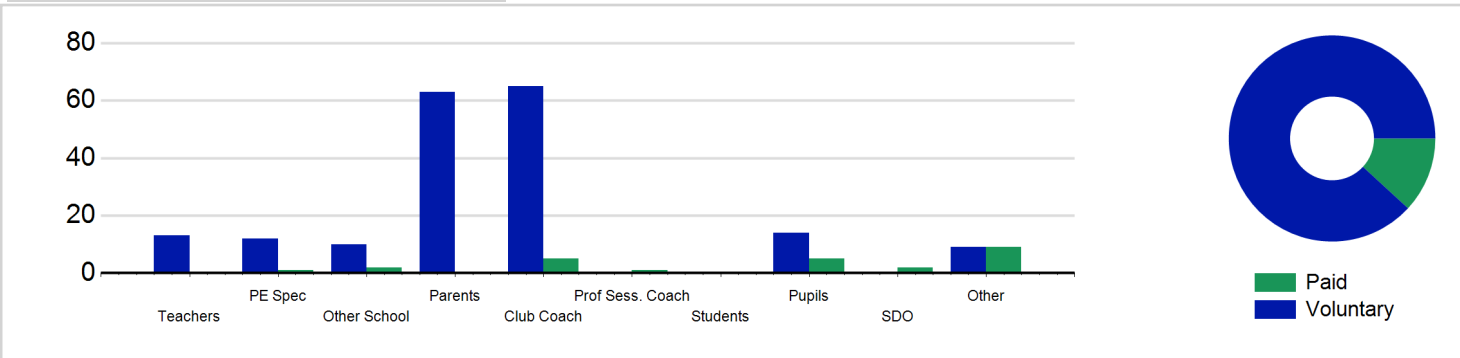
### Participant Sessions<sup>1</sup> by School Type



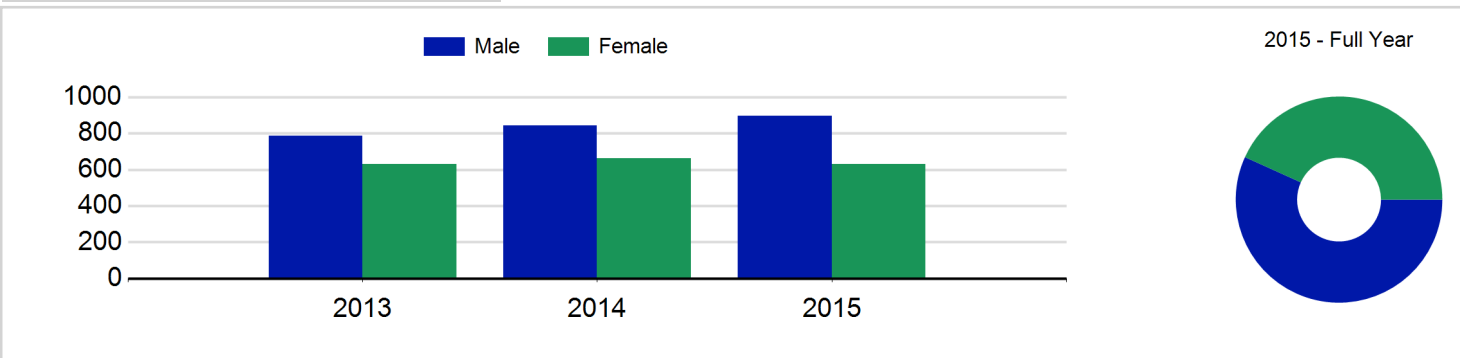
### Participant Sessions<sup>1</sup> by Year Group and Gender



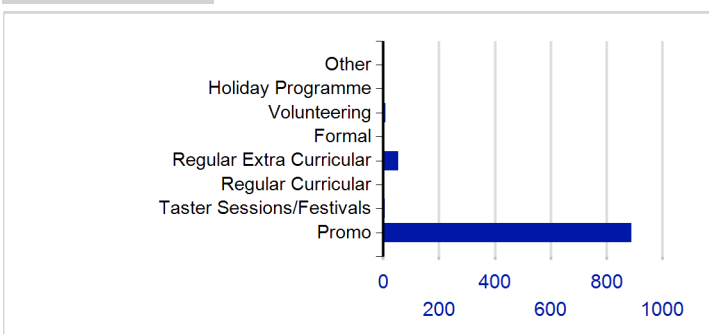
### Distinct Deliverers



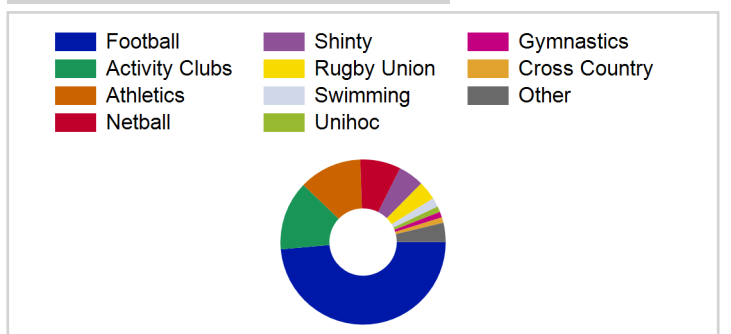
### Distinct Participants<sup>2</sup> by Gender



### School/Club Links



### Top 10 Activities. by Participant Sessions<sup>1</sup>



# Term Report: Comhairle nan Eilean Siar

Academic Year : 2015/2016, Term(s) : Full Year

Putting sport first

**sportscotland**  
the national agency for sport

## Participant Sessions<sup>1</sup> by Year Group and Gender

	Male	Female
<b>P1</b>	1,196	830
<b>P2</b>	1,287	738
<b>P3</b>	2,049	929
<b>P4</b>	3,151	1,118
<b>P5</b>	3,532	1,324
<b>P6</b>	3,361	1,978
<b>P7</b>	3,303	1,544
<b>S1</b>	2,328	2,294
<b>S2</b>	792	1,850
<b>S3</b>	1,476	245
<b>S4</b>	1,283	139
<b>S5</b>	433	78
<b>S6</b>	266	89
<b>ASN P</b>		
<b>ASN S</b>		
<b>Total</b>	<b>24,457</b>	<b>13,156</b>

## Distinct Deliverers<sup>5</sup> by Type

	Paid	Voluntary
<b>Teachers</b>		13
<b>PE Spec</b>	1	12
<b>Other School</b>	2	10
<b>Parents</b>		63
<b>Club Coach</b>	5	65
<b>Prof Sess. Coach</b>	1	
<b>Students</b>		
<b>Pupils</b>	5	14
<b>SDO</b>	2	
<b>Other</b>	9	9
<b>Total</b>	<b>25</b>	<b>186</b>

## Distinct Participants<sup>2</sup> by Gender

<b>Male</b>	896
<b>Female</b>	632
<b>Total</b>	<b>1,528</b>