

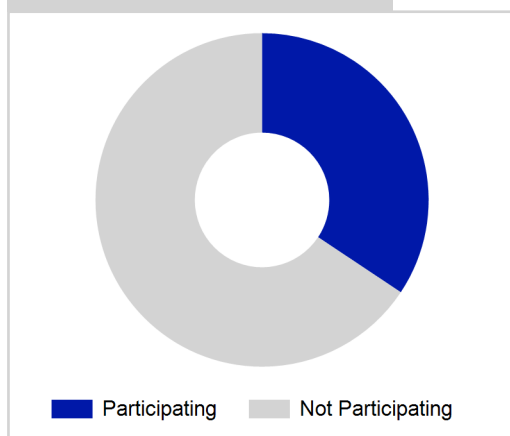
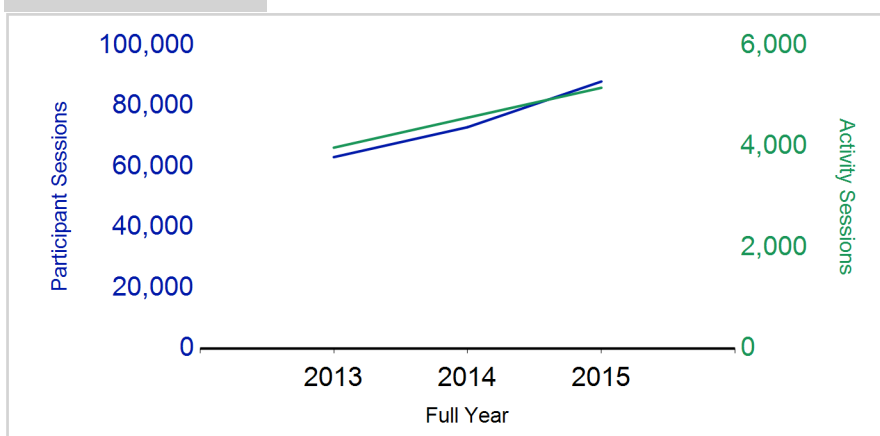
Term Report: Moray Council

Academic Year : 2015/2016, Term(s) : Full Year

Putting sport first

sportscotland
 the national agency for sport

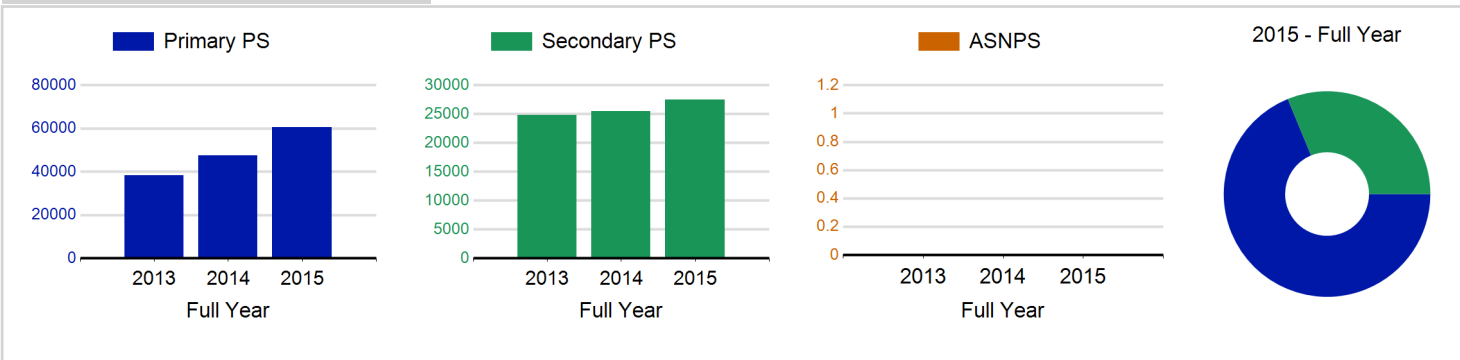
% School Roll Participating

Participant Sessions¹

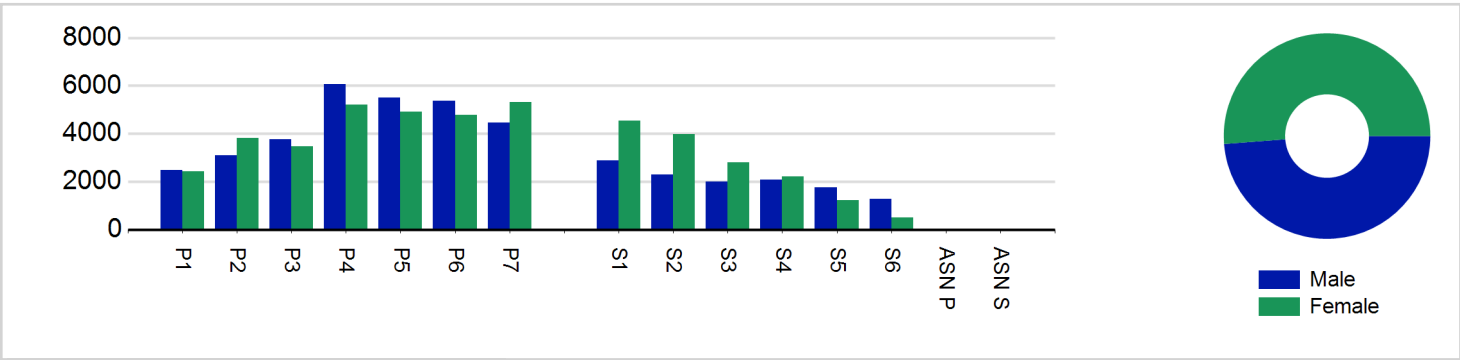
	2013 Full Year	2014 Full Year	2015 Full Year
Activity Sessions	3,978	4,572	5,164
% Purely voluntary	66%	60%	57%
Activity Session Blocks ³	500	577	626
Avg. Activity Sessions / Block ⁴	8.0	7.9	8.2
Different Activities	42	43	44
Participant Sessions¹	63,177	73,063	88,134
% Female	51%	54%	51%
Distinct Participants²	3,619	4,266	4,592
Total School Roll	12,009	12,048	11,951
% Participating	30%	35%	38%
Distinct Deliverers⁵	440	387	513
% Volunteers	92%	87%	88%
Qualified Volunteers	216	194	183
Secondary Pupils	66	43	63
Total Deliverer Sessions ⁶	9,235	10,093	13,011
Avg. Deliverers Sessions / Deliverers	21.0	26.1	25.4
School Club Links	469	427	464
Schools with at least one link	53	53	53
Clubs with at least one link	72	71	74

1. Participant Sessions are the 'visits' pupils have made to activities. These figures do not represent the distinct pupils, and should only be taken as indicative of participation.
 2. Distinct participants are pupils who have attended at least one session of Active Schools supported activity across the selected year/term (whether this was in a single or multiple school activity).
 3. Activities are recorded in ASMO as 'Activity Session Blocks' which describe a group who meet to take part in an activity.
 4. The Average Activity Sessions/Block figure shows the average length of a block (i.e. how many weeks did the average block run for?)
 5. Distinct Deliverers are deliverers who have delivered at least one session of Active Schools supported activity across the selected year/term.
 6. Deliverer Sessions are the 'visits' deliverers have made to activities. These figures do not represent the distinct deliverers, and should only be taken as indicative of delivery. Distinct deliverer information is only available at the local authority level.
 7. School Roll details are taken from the Pupil Census as at September of the Academic Year. Summaries available at <http://www.gov.scot/topics/statistics/browse/school-education/datasets>

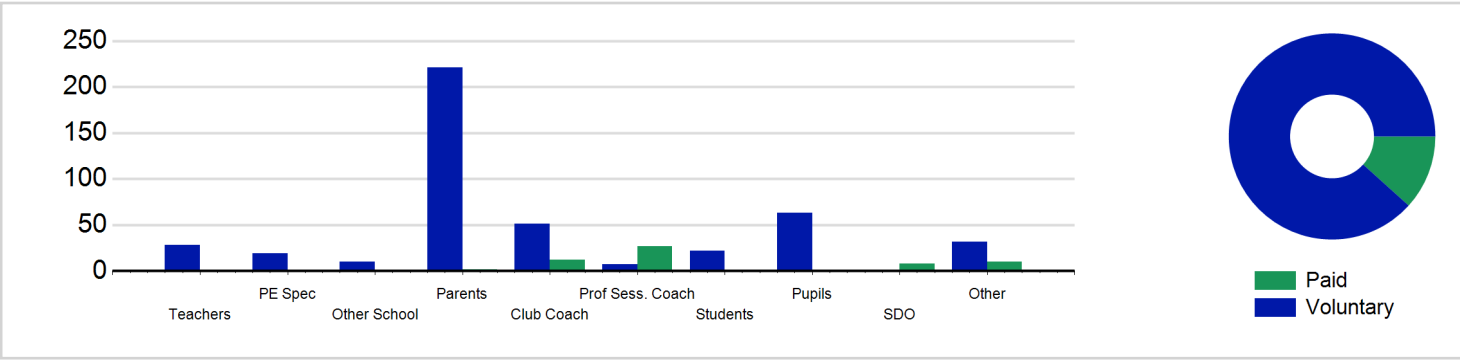
Participant Sessions¹ by School Type



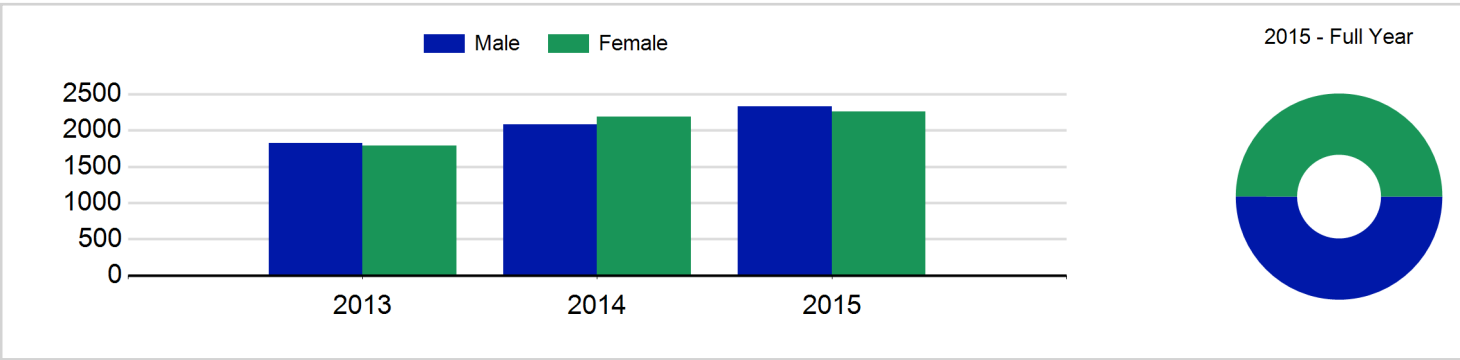
Participant Sessions¹ by Year Group and Gender



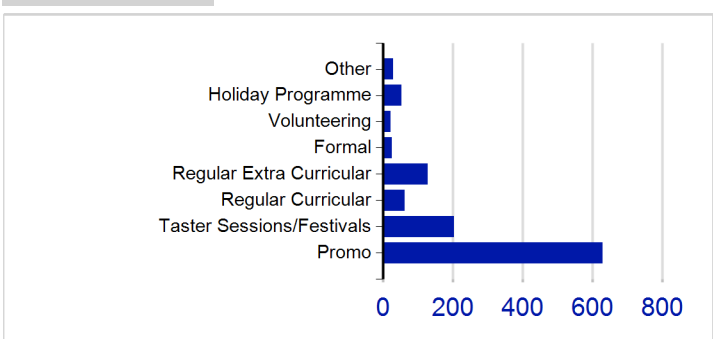
Distinct Deliverers



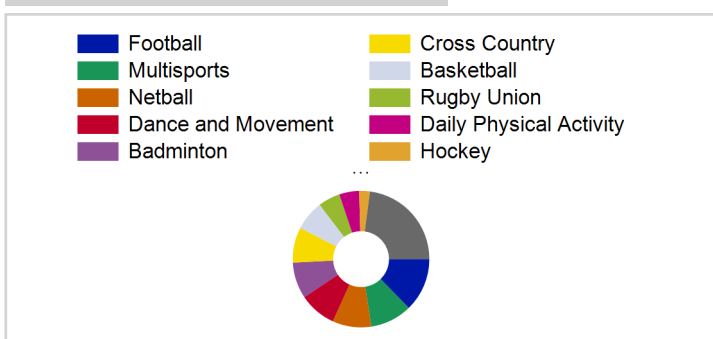
Distinct Participants² by Gender



School/Club Links



Top 10 Activities. by Participant Sessions¹



Term Report: Moray Council

Academic Year : 2015/2016, Term(s) : Full Year

Putting sport first

sportscotland
the national agency for sport

Participant Sessions¹ by Year Group and Gender

	Male	Female
P1	2,475	2,432
P2	3,106	3,807
P3	3,753	3,461
P4	6,068	5,212
P5	5,496	4,908
P6	5,374	4,770
P7	4,456	5,305
S1	2,892	4,538
S2	2,290	3,981
S3	1,988	2,790
S4	2,071	2,213
S5	1,745	1,230
S6	1,269	504
ASN P		
ASN S		
Total	42,983	45,151

Distinct Deliverers⁵ by Type

	Paid	Voluntary
Teachers		28
PE Spec		19
Other School		10
Parents	2	221
Club Coach	12	51
Prof Sess. Coach	27	7
Students	1	22
Pupils		63
SDO	8	
Other	10	32
Total	60	453

Distinct Participants² by Gender

Male	2,333
Female	2,259
Total	4,592