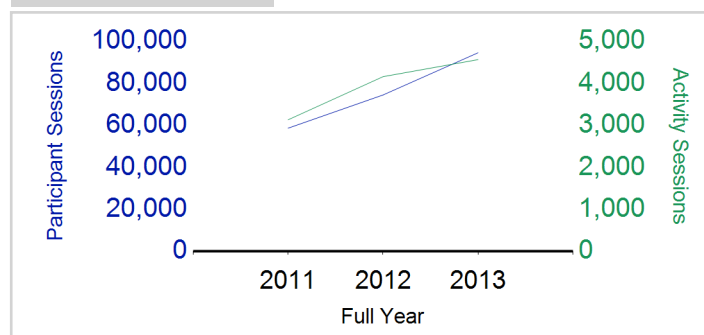


# Term Report: Clackmannanshire Council

Academic Year : 2013/2014, Term(s) : Full Year

Putting Sport First

**sportscotland**  
 the national agency for sport
Participant Sessions<sup>1</sup>

	2011 Full Year	2012 Full Year	2013 Full Year
<b>Activity Sessions</b>	<b>3,135</b>	<b>4,163</b>	<b>4,568</b>
% Purely voluntary	45%	42%	46%
Activity Session Blocks <sup>2</sup>	478	646	726
Avg Activity Sessions / Blocks <sup>3</sup>	6.6	6.4	6.3
Different Activities	47	47	47
<b>Participant Sessions<sup>1</sup></b>	<b>58,716</b>	<b>74,545</b>	<b>94,634</b>
% Female	46%	47%	48%
<b>Distinct Deliverers<sup>4</sup></b>	<b>187</b>	<b>161</b>	<b>225</b>
% Volunteers	76%	67%	78%
Qualified Volunteers	87	77	138
Secondary Pupils	23	18	62
Total Deliverer Sessions <sup>5</sup>	5,394	6,942	7,639
Avg Deliverers Sessions / Deliverer	28.8	43.1	34.0
<b>School Club Links</b>	<b>195</b>	<b>316</b>	<b>322</b>
Schools with at least 1 link	24	24	24
Clubs with at least 1 link	36	56	56

1. Participant Sessions are the 'visits' pupils have made to activities. These figures do not represent the distinct pupils, and should only be taken as indicative of participation

2. Activities are recorded in ASMO as 'Activity Session Blocks' which describe a group who meet to take part in an activity.

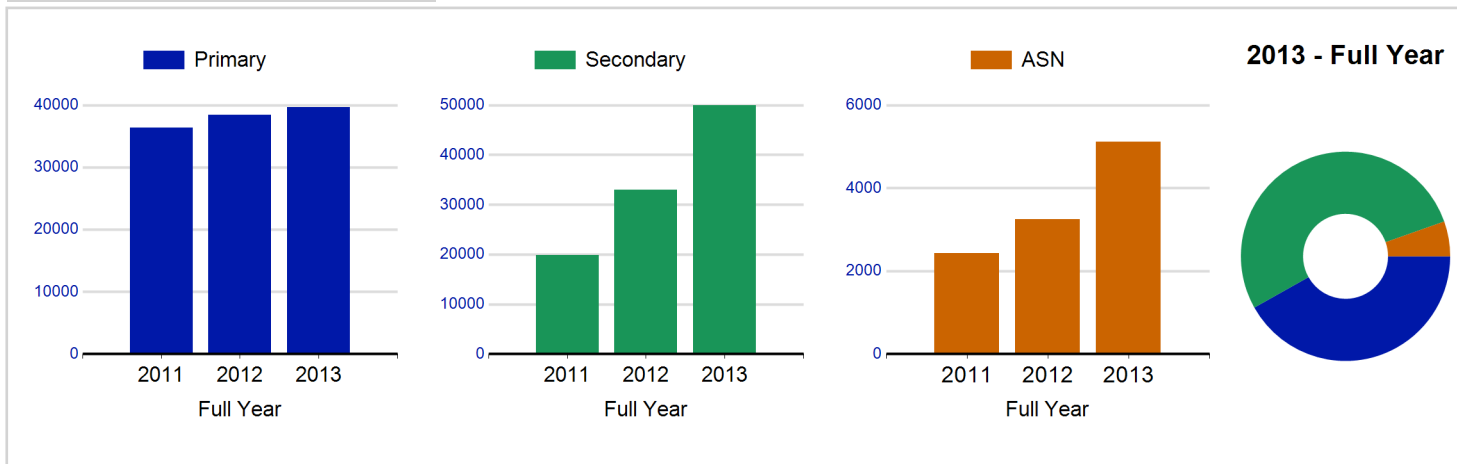
3. The Average Activity Sessions/Block figure shows the average length of a block (i.e. how many weeks did the average block run for?)

4. Distinct Deliverers are deliverers who have delivered at least one session of Active Schools supported activity across the selected year/term.

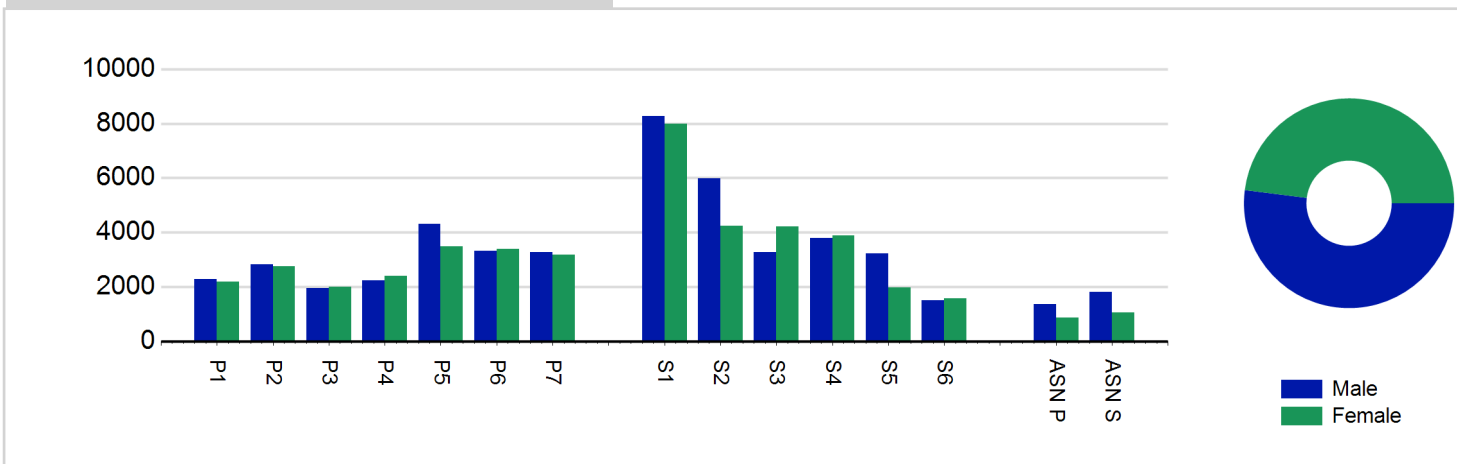
5. Deliverer Sessions are the 'visits' deliverers have made to activities. These figures do not represent the distinct deliverers, and should only be taken as indicative of delivery. Distinct deliverer information is only available at the local authority level.

6. Figures with N/A are not available for the 2008-11 phase of Active Schools. Charts which refer to information pre 2011 will show a huge increase from 0 – this is because we cannot include any 2008-2011 data at this level.

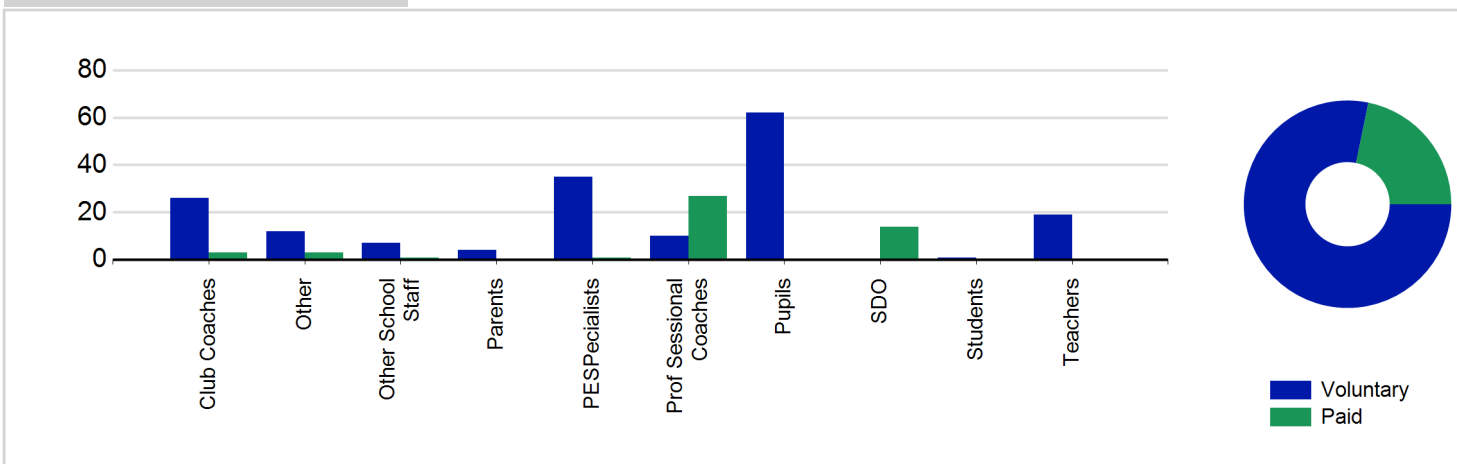
Participant Sessions<sup>1</sup> by School Type



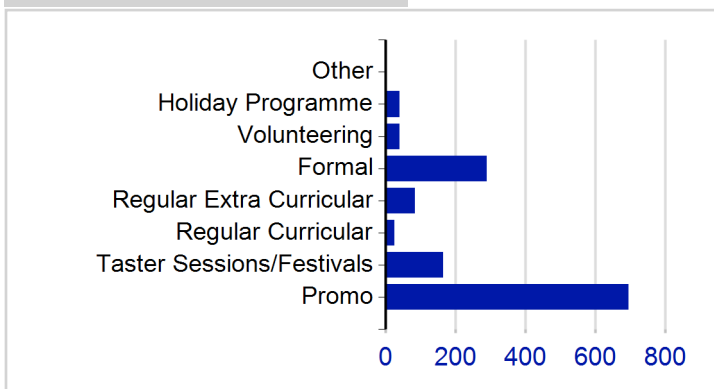
Participant Sessions<sup>1</sup> by Year Group and Gender



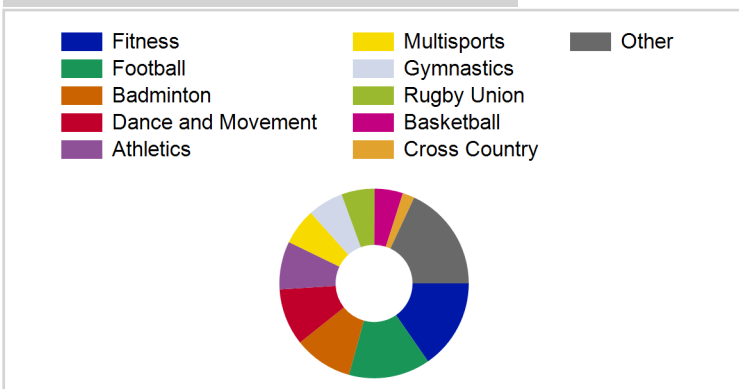
Distinct Deliverers<sup>4</sup>



School/Club Links



Top 10 Activities by Participant Sessions<sup>1</sup>



# Term Report: Clackmannanshire Council

Academic Year : 2013/2014, Term(s) : Full Year

Putting Sport First

**sportscotland**  
the national agency for sport

## Participant Sessions 7 by Yeargroup and Gender

	Male	Female
<b>P1</b>	2,286	2,192
<b>P2</b>	2,835	2,753
<b>P3</b>	1,949	1,990
<b>P4</b>	2,231	2,391
<b>P5</b>	4,299	3,494
<b>P6</b>	3,322	3,397
<b>P7</b>	3,277	3,187
<b>S1</b>	8,274	7,991
<b>S2</b>	5,981	4,231
<b>S3</b>	3,273	4,210
<b>S4</b>	3,790	3,894
<b>S5</b>	3,226	1,968
<b>S6</b>	1,499	1,581
<b>ASN P</b>	1,365	876
<b>ASN S</b>	1,812	1,060
<b>Total</b>	<b>49,419</b>	<b>45,215</b>

## Distinct Deliverers 4 by Type

	Paid	Voluntary
<b>Parents</b>	0	4
<b>Teachers</b>	0	19
<b>PESpecialists</b>	1	35
<b>Other School Staff</b>	1	7
<b>Club Coaches</b>	3	26
<b>Prof Sessional Coaches</b>	27	10
<b>Students</b>	0	1
<b>Pupils</b>	0	62
<b>SDO</b>	14	0
<b>Other</b>	3	12
<b>Total</b>	<b>49</b>	<b>176</b>