

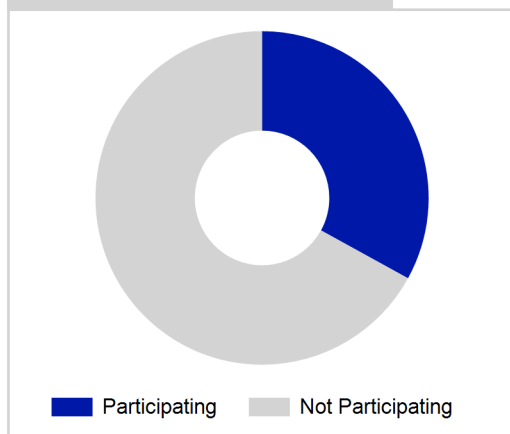
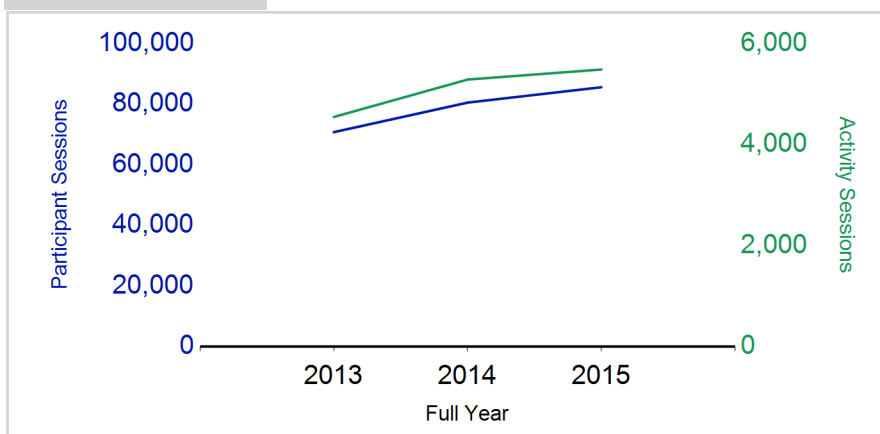
Term Report: Midlothian Council

Academic Year : 2015/2016, Term(s) : Full Year

Putting sport first

sportscotland
 the national agency for sport

% School Roll Participating

Participant Sessions¹

	2013 Full Year	2014 Full Year	2015 Full Year
Activity Sessions	4,546	5,287	5,486
% Purely voluntary	44%	43%	37%
Activity Session Blocks ³	530	647	654
Avg. Activity Sessions / Block ⁴	8.6	8.2	8.4
Different Activities	39	37	38
Participant Sessions¹	70,758	80,511	85,588
% Female	41%	46%	46%
Distinct Participants²	3,551	3,920	4,432
Total School Roll	11,830	12,041	12,290
% Participating	30%	33%	36%
Distinct Deliverers⁵	244	238	257
% Volunteers	75%	77%	77%
Qualified Volunteers	99	102	124
Secondary Pupils	48	52	52
Total Deliverer Sessions ⁶	8,032	8,084	8,771
Avg. Deliverers Sessions / Deliverers	32.9	34.0	34.1
School Club Links	289	330	458
Schools with at least one link	37	37	37
Clubs with at least one link	58	51	64

1. Participant Sessions are the 'visits' pupils have made to activities. These figures do not represent the distinct pupils, and should only be taken as indicative of participation.

2. Distinct participants are pupils who have attended at least one session of Active Schools supported activity across the selected year/term (whether this was in a single or multiple school activity).

3. Activities are recorded in ASMO as 'Activity Session Blocks' which describe a group who meet to take part in an activity.

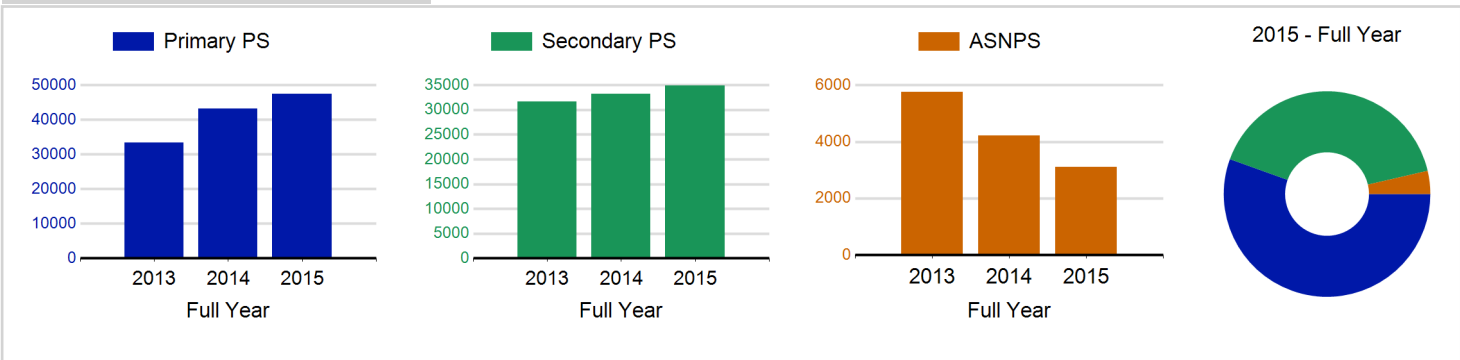
4. The Average Activity Sessions/Block figure shows the average length of a block (i.e. how many weeks did the average block run for?)

5. Distinct Deliverers are deliverers who have delivered at least one session of Active Schools supported activity across the selected year/term.

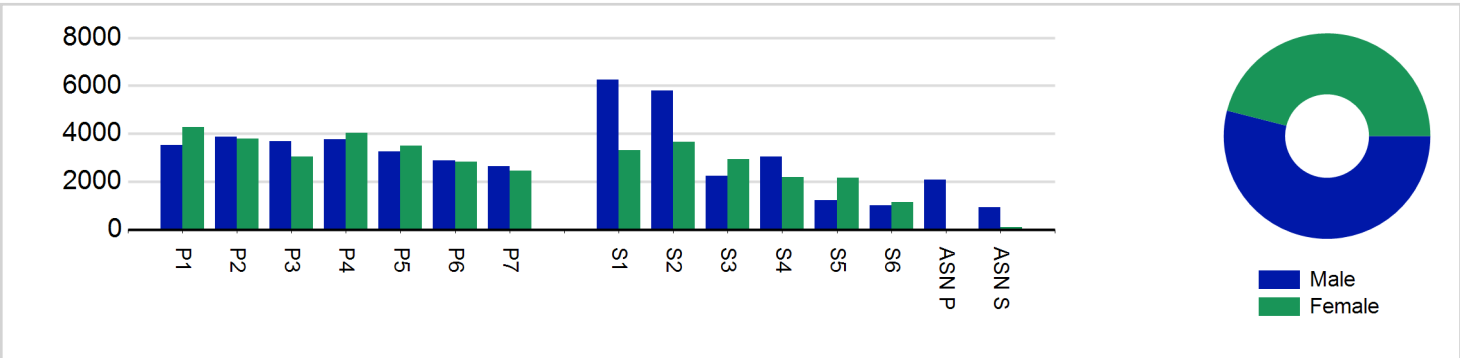
6. Deliverer Sessions are the 'visits' deliverers have made to activities. These figures do not represent the distinct deliverers, and should only be taken as indicative of delivery. Distinct deliverer information is only available at the local authority level.

7. School Roll details are taken from the Pupil Census as at September of the Academic Year. Summaries available at <http://www.gov.scot/topics/statistics/browse/school-education/datasets>

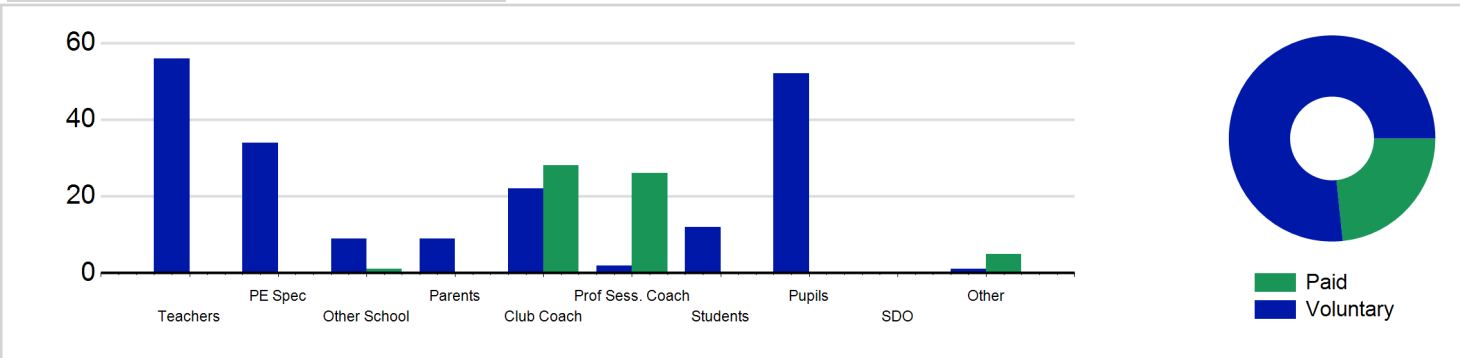
Participant Sessions¹ by School Type



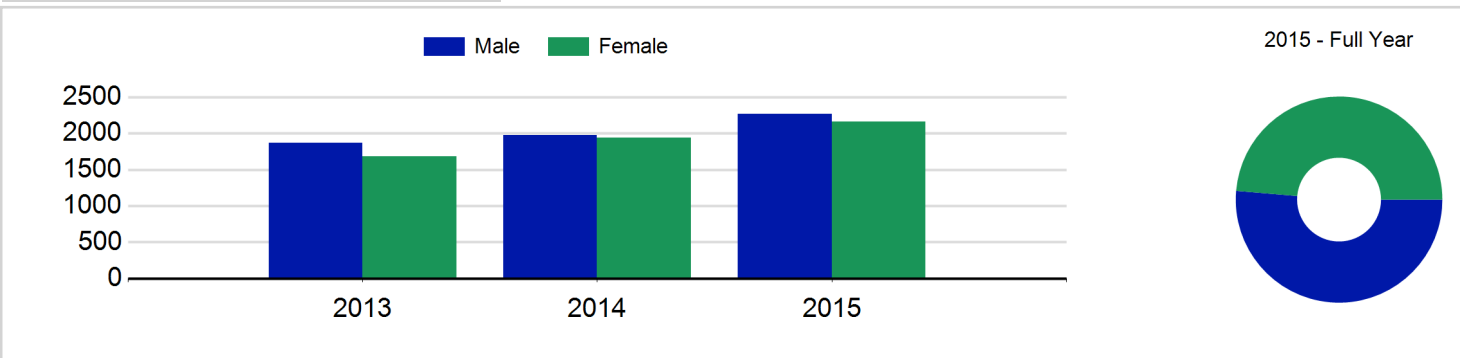
Participant Sessions¹ by Year Group and Gender



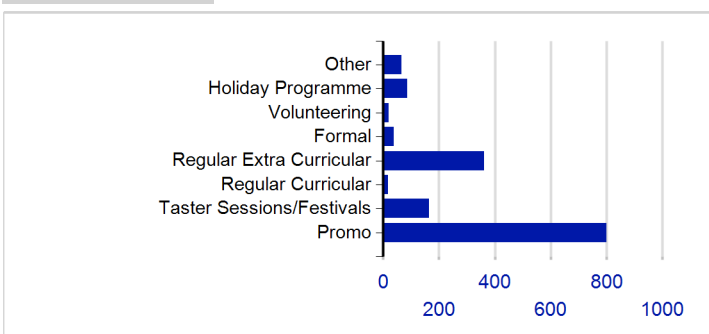
Distinct Deliverers



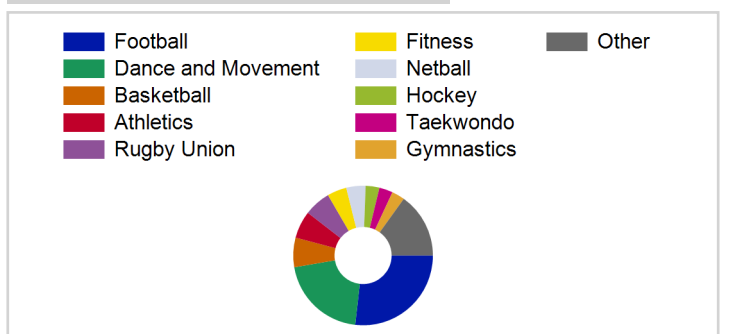
Distinct Participants² by Gender



School/Club Links



Top 10 Activities. by Participant Sessions¹



Term Report: Midlothian Council

Academic Year : 2015/2016, Term(s) : Full Year

Putting sport first

sportscotland
the national agency for sport

Participant Sessions¹ by Year Group and Gender

	Male	Female
P1	3,526	4,282
P2	3,861	3,801
P3	3,691	3,028
P4	3,771	4,020
P5	3,243	3,483
P6	2,888	2,822
P7	2,641	2,454
S1	6,248	3,308
S2	5,809	3,660
S3	2,233	2,925
S4	3,053	2,172
S5	1,231	2,156
S6	1,017	1,151
ASN P	2,065	6
ASN S	935	108
Total	46,212	39,376

Distinct Deliverers⁵ by Type

	Paid	Voluntary
Teachers		56
PE Spec		34
Other School	1	9
Parents		9
Club Coach	28	22
Prof Sess. Coach	26	2
Students		12
Pupils		52
SDO		
Other	5	1
Total	60	197

Distinct Participants² by Gender

Male	2,267
Female	2,165
Total	4,432