

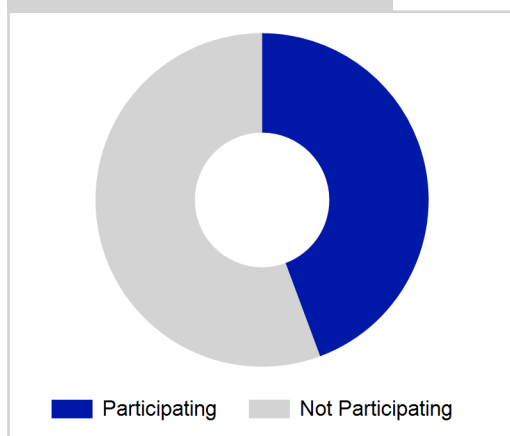
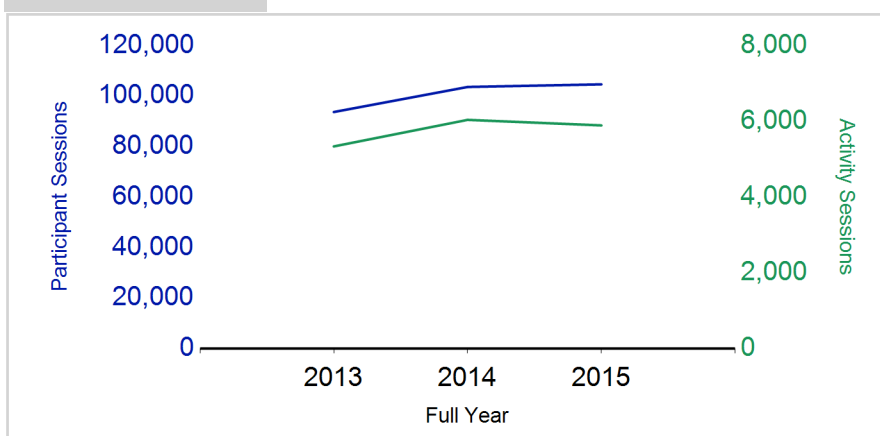
Term Report: South Ayrshire Council

Academic Year : 2015/2016, Term(s) : Full Year

Putting sport first

sportscotland
the national agency for sport

% School Roll Participating

Participant Sessions¹

	2013 Full Year	2014 Full Year	2015 Full Year
Activity Sessions	5,337	6,038	5,892
% Purely voluntary	82%	70%	73%
Activity Session Blocks ³	796	897	855
Avg. Activity Sessions / Block ⁴	6.7	6.7	6.9
Different Activities	39	38	39
Participant Sessions¹	93,681	103,599	104,631
% Female	46%	44%	44%
Distinct Participants²	6,127	6,481	6,219
Total School Roll	14,163	14,005	14,075
% Participating	43%	46%	44%
Distinct Deliverers⁵	537	590	449
% Volunteers	94%	88%	90%
Qualified Volunteers	258	263	219
Secondary Pupils	93	120	108
Total Deliverer Sessions ⁶	9,221	12,237	10,795
Avg. Deliverers Sessions / Deliverers	17.2	20.7	24.0
School Club Links	266	327	310
Schools with at least one link	48	51	51
Clubs with at least one link	45	69	63

1. Participant Sessions are the 'visits' pupils have made to activities. These figures do not represent the distinct pupils, and should only be taken as indicative of participation.

2. Distinct participants are pupils who have attended at least one session of Active Schools supported activity across the selected year/term (whether this was in a single or multiple school activity).

3. Activities are recorded in ASMO as 'Activity Session Blocks' which describe a group who meet to take part in an activity.

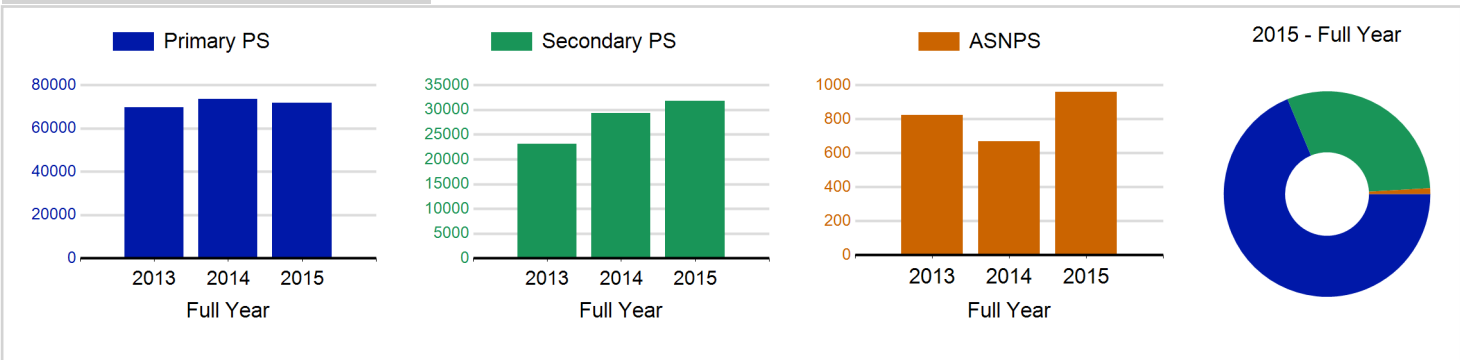
4. The Average Activity Sessions/Block figure shows the average length of a block (i.e. how many weeks did the average block run for?)

5. Distinct Deliverers are deliverers who have delivered at least one session of Active Schools supported activity across the selected year/term.

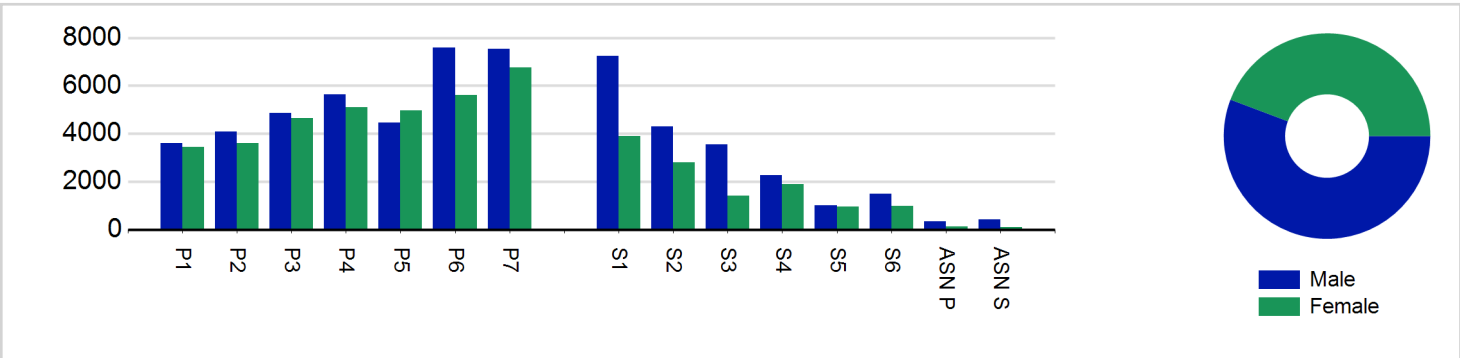
6. Deliverer Sessions are the 'visits' deliverers have made to activities. These figures do not represent the distinct deliverers, and should only be taken as indicative of delivery. Distinct deliverer information is only available at the local authority level.

7. School Roll details are taken from the Pupil Census as at September of the Academic Year. Summaries available at <http://www.gov.scot/topics/statistics/browse/school-education/datasets>

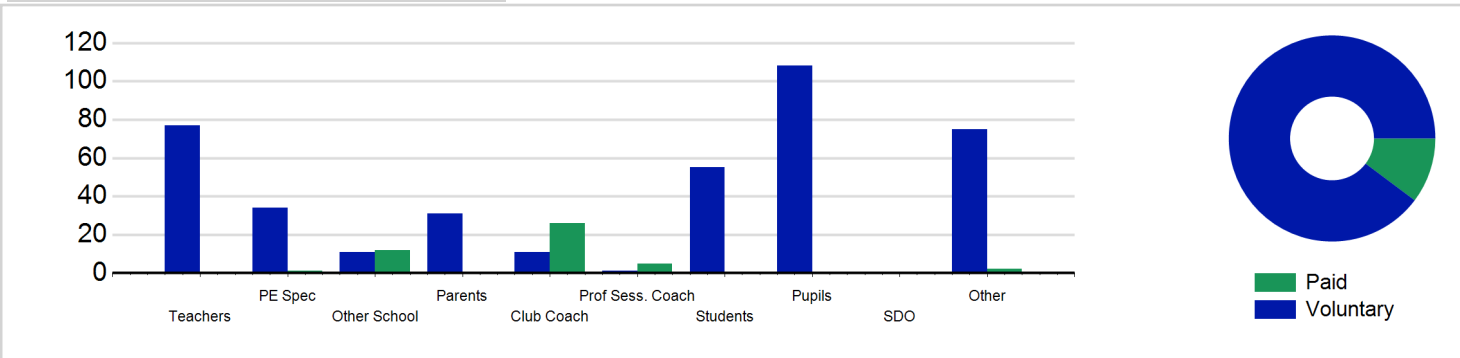
Participant Sessions₁ by School Type



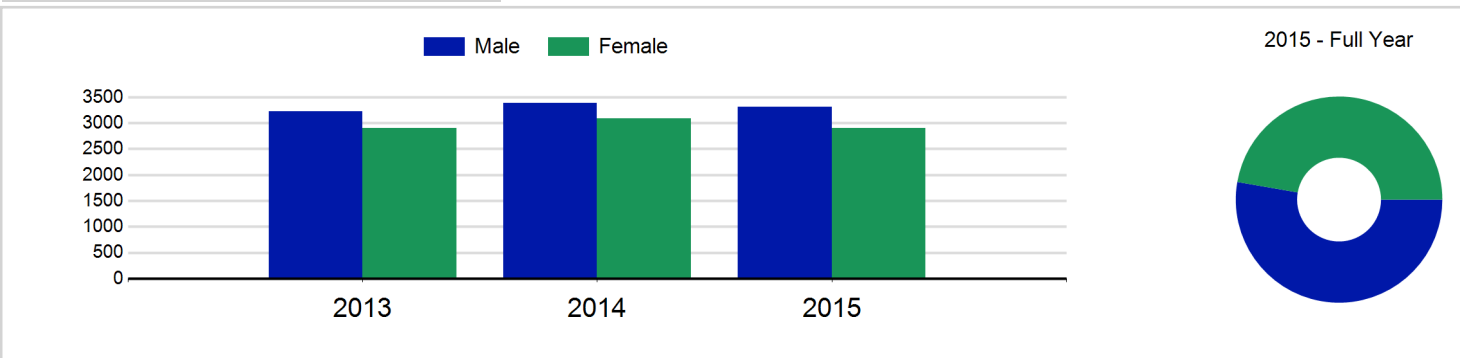
Participant Sessions₁ by Year Group and Gender



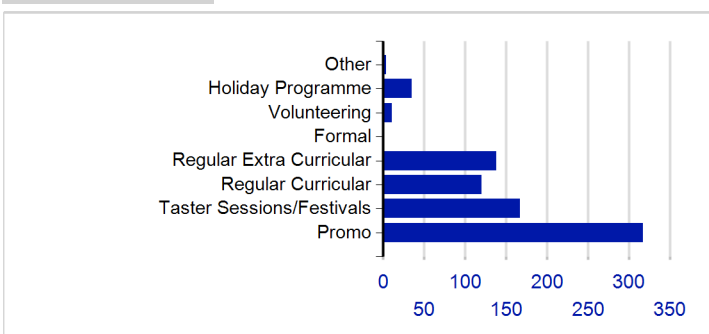
Distinct Deliverers



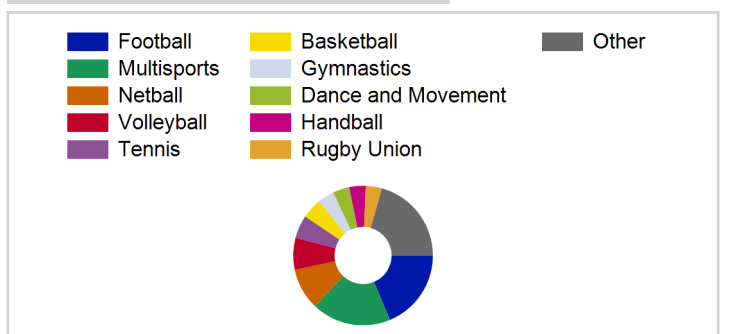
Distinct Participants₂ by Gender



School/Club Links



Top 10 Activities. by Participant Sessions₁



Term Report: South Ayrshire Council

Academic Year : 2015/2016, Term(s) : Full Year

Putting sport first

sportscotland
the national agency for sport

Participant Sessions¹ by Year Group and Gender

	Male	Female
P1	3,602	3,452
P2	4,092	3,615
P3	4,866	4,648
P4	5,634	5,101
P5	4,453	4,977
P6	7,597	5,602
P7	7,523	6,759
S1	7,240	3,895
S2	4,293	2,794
S3	3,550	1,409
S4	2,271	1,880
S5	1,000	961
S6	1,490	968
ASN P	333	113
ASN S	406	107
Total	58,350	46,281

Distinct Deliverers² by Type

	Paid	Voluntary
Teachers		77
PE Spec	1	34
Other School	12	11
Parents		31
Club Coach	26	11
Prof Sess. Coach	5	1
Students		55
Pupils		108
SDO		
Other	2	75
Total	46	403

Distinct Participants² by Gender

Male	3,317
Female	2,902
Total	6,219