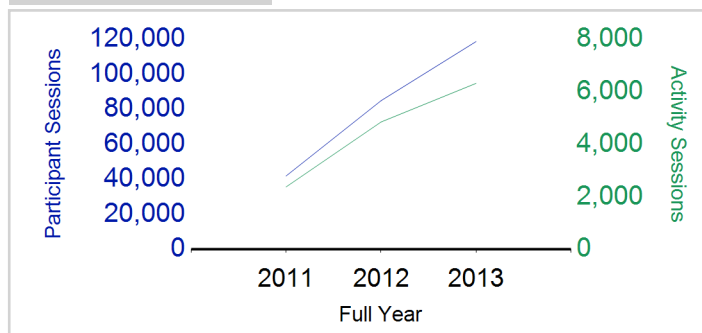


Term Report: Stirling Council

Academic Year : 2013/2014, Term(s) : Full Year

Putting Sport First

sportscotland
 the national agency for sport
Participant Sessions¹

| | 2011 Full Year | 2012 Full Year | 2013 Full Year |
|---|-------------------|-------------------|-------------------|
| Activity Sessions | 2,384 | 4,857 | 6,329 |
| % Purely voluntary | 90% | 90% | 89% |
| Activity Session Blocks ² | 334 | 691 | 870 |
| Avg Activity Sessions / Blocks ³ | 7.1 | 7.0 | 7.3 |
| Different Activities | 36 | 46 | 45 |
| Participant Sessions¹ | 42,024 | 85,049 | 118,805 |
| % Female | 52% | 47% | 50% |
| Distinct Deliverers⁴ | 347 | 383 | 435 |
| % Volunteers | 96% | 93% | 91% |
| Qualified Volunteers | 134 | 123 | 202 |
| Secondary Pupils | 50 | 71 | 121 |
| Total Deliverer Sessions ⁵ | 4,619 | 9,746 | 13,218 |
| Avg Deliverers Sessions / Deliverer | 13.3 | 25.4 | 30.4 |
| School Club Links | 226 | 178 | 319 |
| Schools with at least 1 link | 47 | 46 | 47 |
| Clubs with at least 1 link | 38 | 40 | 58 |

1. Participant Sessions are the 'visits' pupils have made to activities. These figures do not represent the distinct pupils, and should only be taken as indicative of participation

2. Activities are recorded in ASMO as 'Activity Session Blocks' which describe a group who meet to take part in an activity.

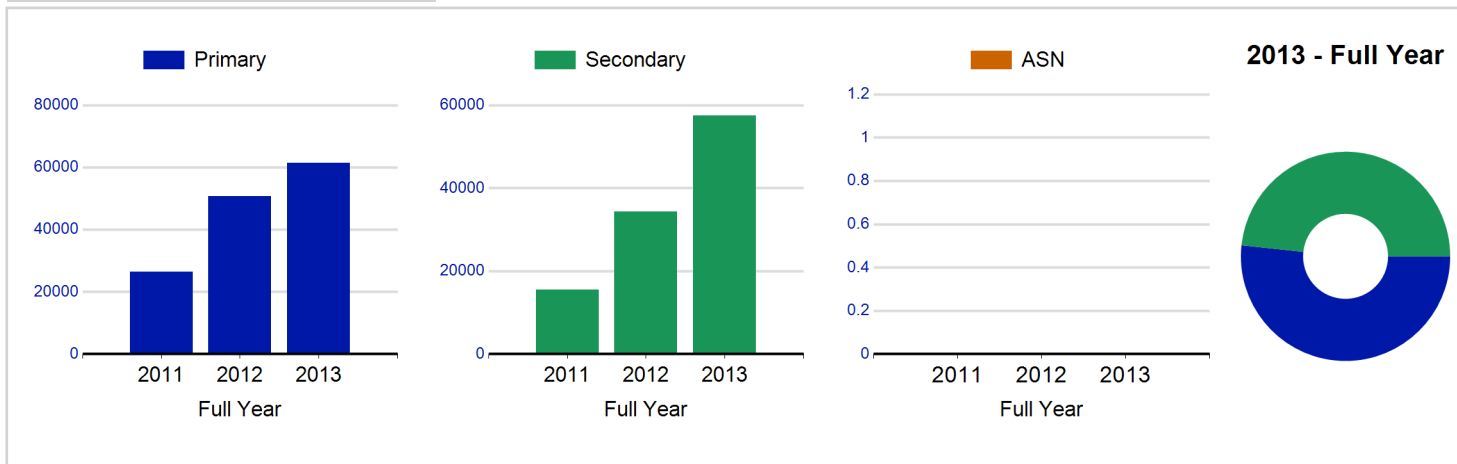
3. The Average Activity Sessions/Block figure shows the average length of a block (i.e. how many weeks did the average block run for?)

4. Distinct Deliverers are deliverers who have delivered at least one session of Active Schools supported activity across the selected year/term.

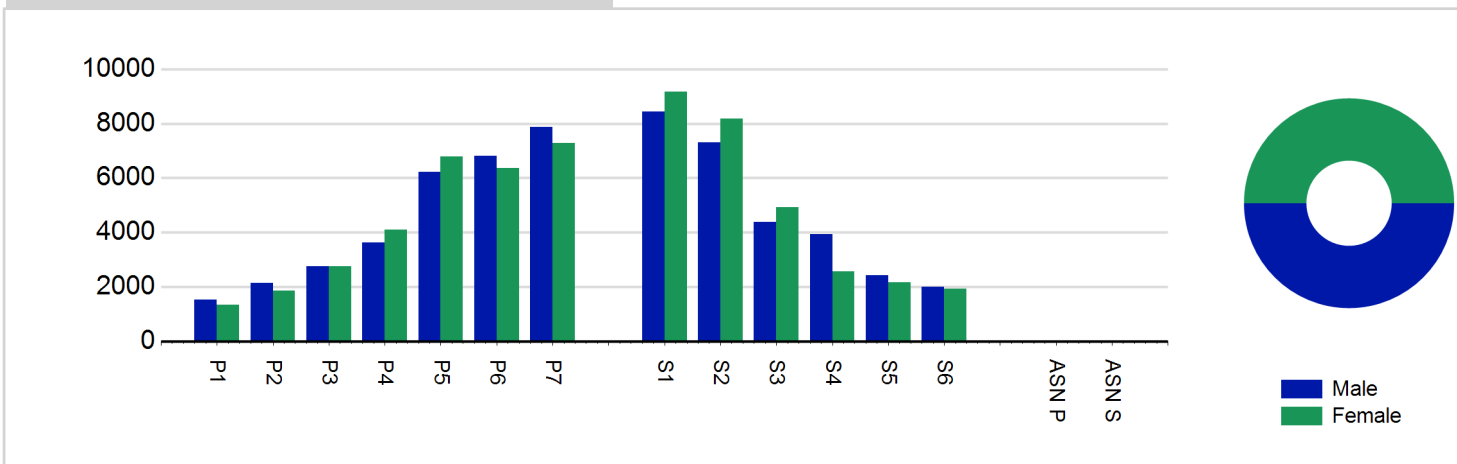
5. Deliverer Sessions are the 'visits' deliverers have made to activities. These figures do not represent the distinct deliverers, and should only be taken as indicative of delivery. Distinct deliverer information is only available at the local authority level.

6. Figures with N/A are not available for the 2008-11 phase of Active Schools. Charts which refer to information pre 2011 will show a huge increase from 0 – this is because we cannot include any 2008-2011 data at this level.

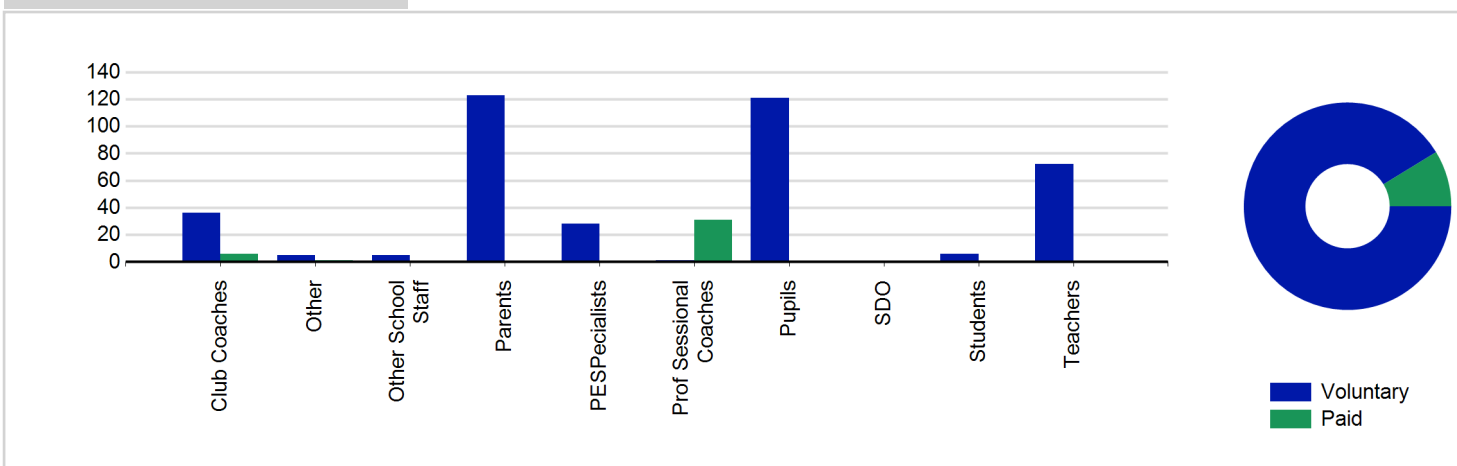
Participant Sessions¹ by School Type



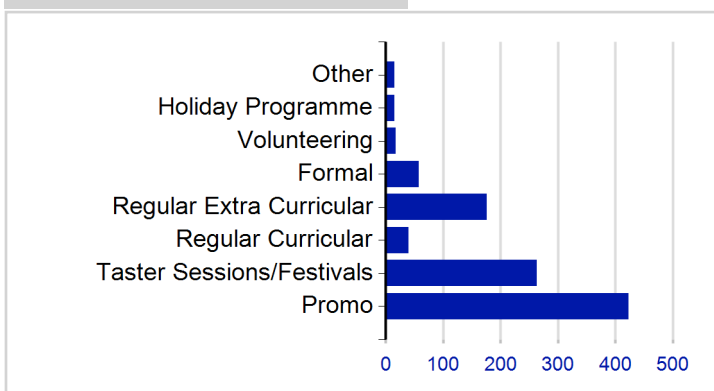
Participant Sessions¹ by Year Group and Gender



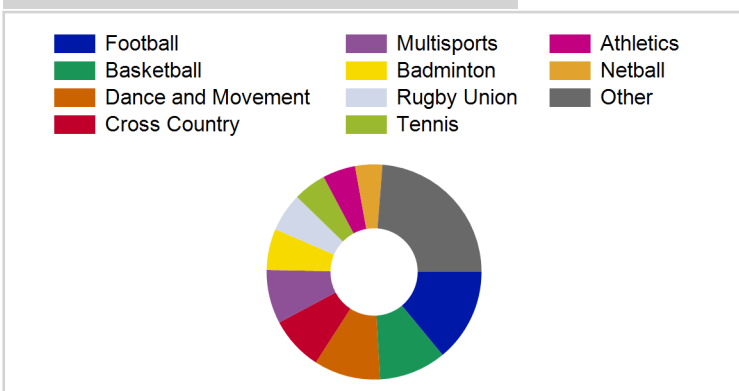
Distinct Deliverers⁴



School/Club Links



Top 10 Activities by Participant Sessions¹



Term Report: Stirling Council

Academic Year : 2013/2014, Term(s) : Full Year

Putting Sport First

sportscotland
the national agency for sport

Participant Sessions¹ by Yeargroup and Gender

| | Male | Female |
|--------------|---------------|---------------|
| P1 | 1,528 | 1,343 |
| P2 | 2,131 | 1,867 |
| P3 | 2,759 | 2,741 |
| P4 | 3,622 | 4,102 |
| P5 | 6,231 | 6,778 |
| P6 | 6,800 | 6,364 |
| P7 | 7,860 | 7,275 |
| S1 | 8,429 | 9,172 |
| S2 | 7,305 | 8,178 |
| S3 | 4,373 | 4,922 |
| S4 | 3,928 | 2,562 |
| S5 | 2,426 | 2,171 |
| S6 | 2,007 | 1,931 |
| ASN P | 0 | 0 |
| ASN S | 0 | 0 |
| Total | 59,399 | 59,406 |

Distinct Deliverers⁴ byType

| | Paid | Voluntary |
|-------------------------------|-----------|------------|
| Parents | 0 | 123 |
| Teachers | 0 | 72 |
| PESpecialists | 0 | 28 |
| Other School Staff | 0 | 5 |
| Club Coaches | 6 | 36 |
| Prof Sessional Coaches | 31 | 1 |
| Students | 0 | 6 |
| Pupils | 0 | 121 |
| SDO | 0 | 0 |
| Other | 1 | 5 |
| Total | 38 | 397 |