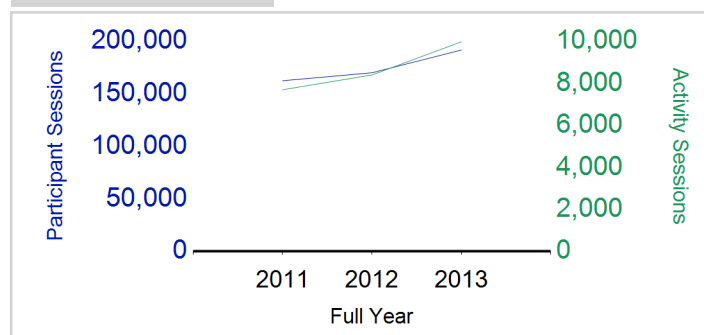


Term Report: Perth & Kinross Council

Academic Year : 2013/2014, Term(s) : Full Year

Putting Sport First

sportscotland
 the national agency for sport
Participant Sessions¹

	2011 Full Year	2012 Full Year	2013 Full Year
Activity Sessions	7,700	8,405	9,985
% Purely voluntary	87%	85%	91%
Activity Session Blocks ²	890	1,004	1,153
Avg Activity Sessions / Blocks ³	8.7	8.4	8.7
Different Activities	51	55	54
Participant Sessions¹	162,626	170,225	191,863
% Female	43%	45%	44%
Distinct Deliverers⁴	533	716	818
% Volunteers	94%	92%	94%
Qualified Volunteers	337	393	450
Secondary Pupils	150	224	269
Total Deliverer Sessions ⁵	14,248	16,236	20,417
Avg Deliverers Sessions / Deliverer	26.7	22.7	25.0
School Club Links	1,017	1,071	1,269
Schools with at least 1 link	84	84	84
Clubs with at least 1 link	105	108	118

1. Participant Sessions are the 'visits' pupils have made to activities. These figures do not represent the distinct pupils, and should only be taken as indicative of participation

2. Activities are recorded in ASMO as 'Activity Session Blocks' which describe a group who meet to take part in an activity.

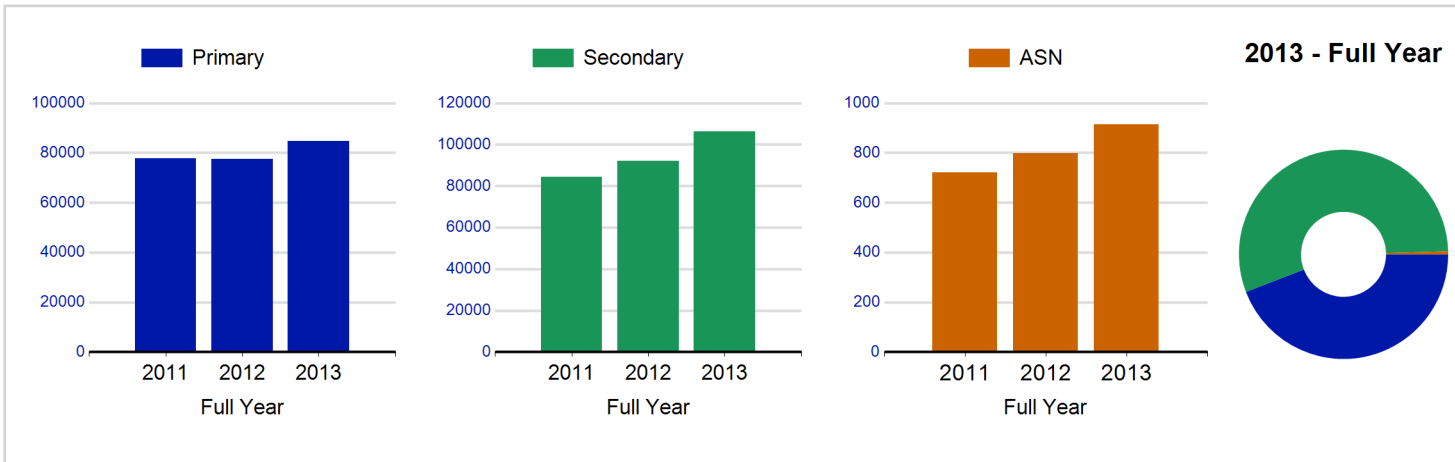
3. The Average Activity Sessions/Block figure shows the average length of a block (i.e. how many weeks did the average block run for?)

4. Distinct Deliverers are deliverers who have delivered at least one session of Active Schools supported activity across the selected year/term.

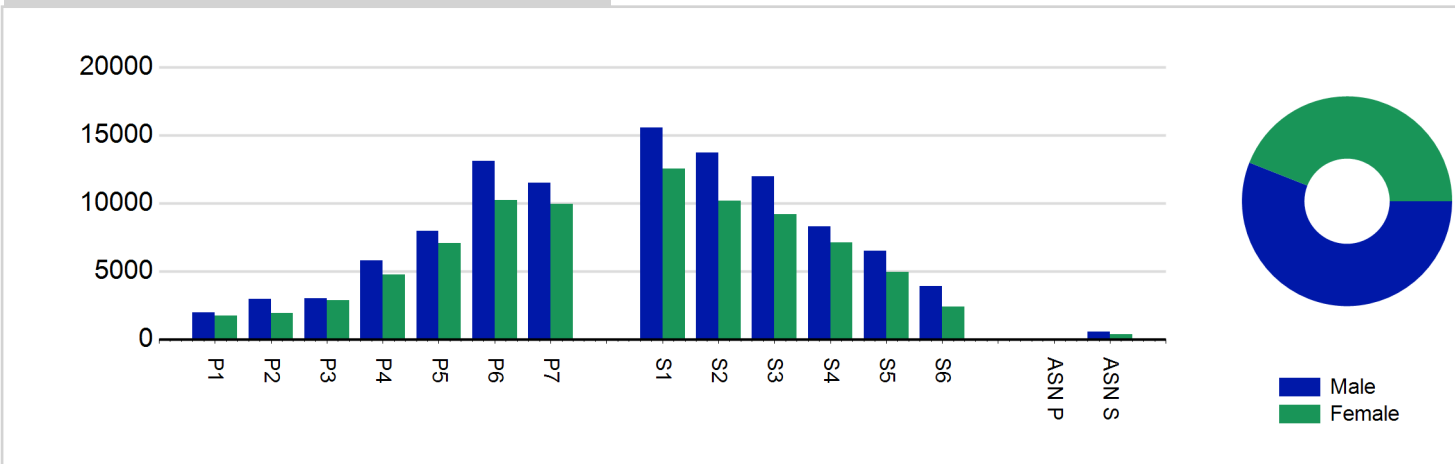
5. Deliverer Sessions are the 'visits' deliverers have made to activities. These figures do not represent the distinct deliverers, and should only be taken as indicative of delivery. Distinct deliverer information is only available at the local authority level.

6. Figures with N/A are not available for the 2008-11 phase of Active Schools. Charts which refer to information pre 2011 will show a huge increase from 0 – this is because we cannot include any 2008-2011 data at this level.

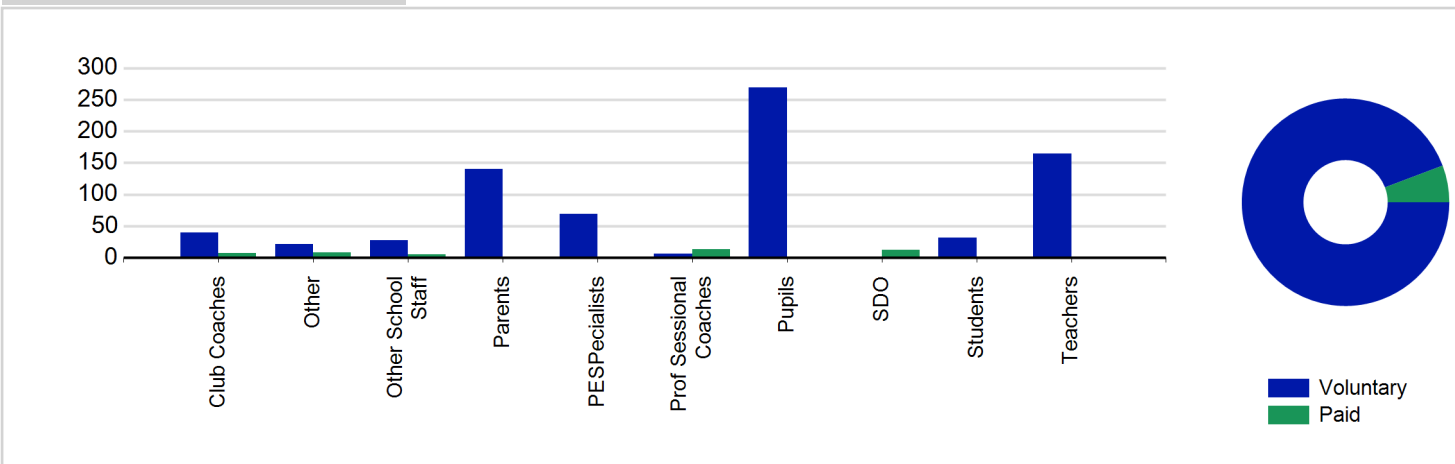
Participant Sessions¹ by School Type



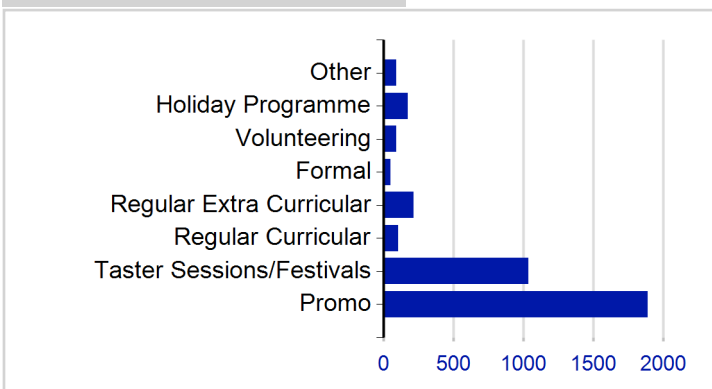
Participant Sessions¹ by Year Group and Gender



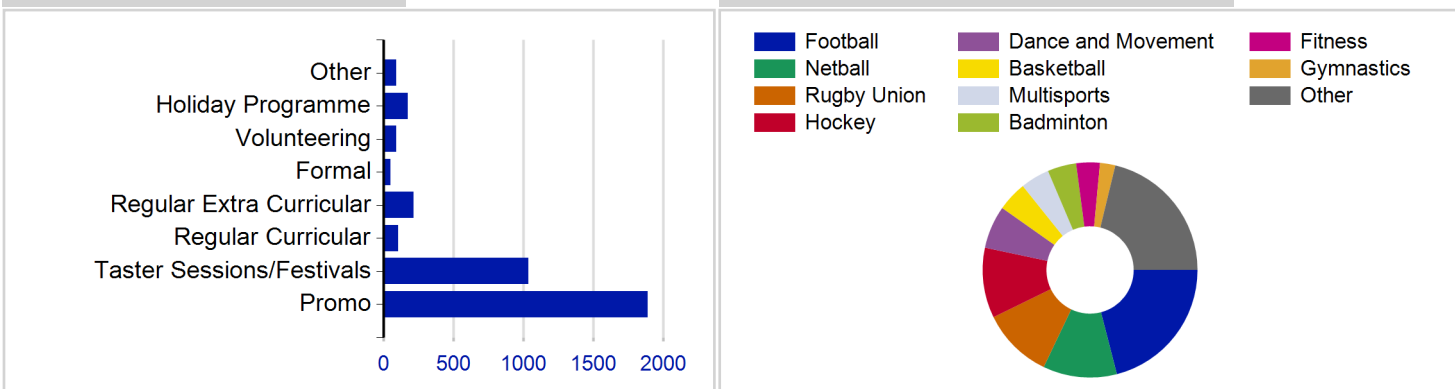
Distinct Deliverers⁴



School/Club Links



Top 10 Activities by Participant Sessions¹



Term Report: Perth & Kinross Council

Academic Year : 2013/2014, Term(s) : Full Year

Putting Sport First

sportscotland
 the national agency for sport

Participant Sessions 7 by Yeargroup and Gender

	Male	Female
P1	1,973	1,724
P2	2,946	1,898
P3	2,991	2,863
P4	5,779	4,751
P5	7,976	7,042
P6	13,122	10,231
P7	11,498	9,933
S1	15,561	12,544
S2	13,710	10,188
S3	11,975	9,163
S4	8,267	7,093
S5	6,494	4,937
S6	3,916	2,373
ASN P	0	0
ASN S	575	340
Total	106,783	85,080

Distinct Deliverers 4 by Type

	Paid	Voluntary
Parents	1	140
Teachers	1	165
PESpecialists	0	69
Other School Staff	5	28
Club Coaches	7	40
Prof Sessional Coaches	13	6
Students	0	32
Pupils	0	269
SDO	12	0
Other	8	22
Total	47	771