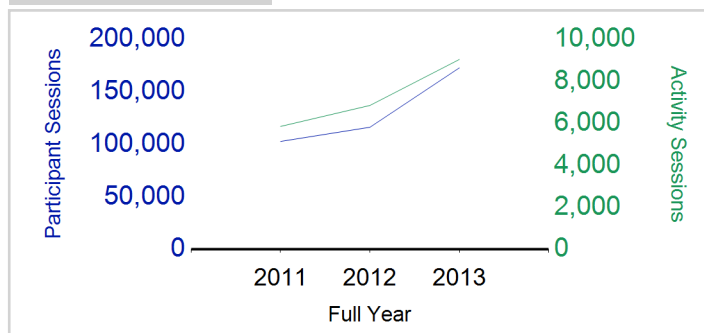


Term Report: Falkirk Council

Academic Year : 2013/2014, Term(s) : Full Year

Putting Sport First

sportscotland
 the national agency for sport
Participant Sessions¹

	2011 Full Year	2012 Full Year	2013 Full Year
Activity Sessions	5,860	6,860	9,049
% Purely voluntary	73%	77%	83%
Activity Session Blocks ²	823	884	1,102
Avg Activity Sessions / Blocks ³	7.1	7.8	8.2
Different Activities	47	52	63
Participant Sessions¹	102,910	116,433	173,002
% Female	44%	43%	44%
Distinct Deliverers⁴	518	504	720
% Volunteers	84%	88%	89%
Qualified Volunteers	302	180	413
Secondary Pupils	153	93	174
Total Deliverer Sessions ⁵	11,678	12,406	16,647
Avg Deliverers Sessions / Deliverer	22.5	24.6	23.1
School Club Links	359	340	400
Schools with at least 1 link	56	56	57
Clubs with at least 1 link	68	62	79

1. Participant Sessions are the 'visits' pupils have made to activities. These figures do not represent the distinct pupils, and should only be taken as indicative of participation

2. Activities are recorded in ASMO as 'Activity Session Blocks' which describe a group who meet to take part in an activity.

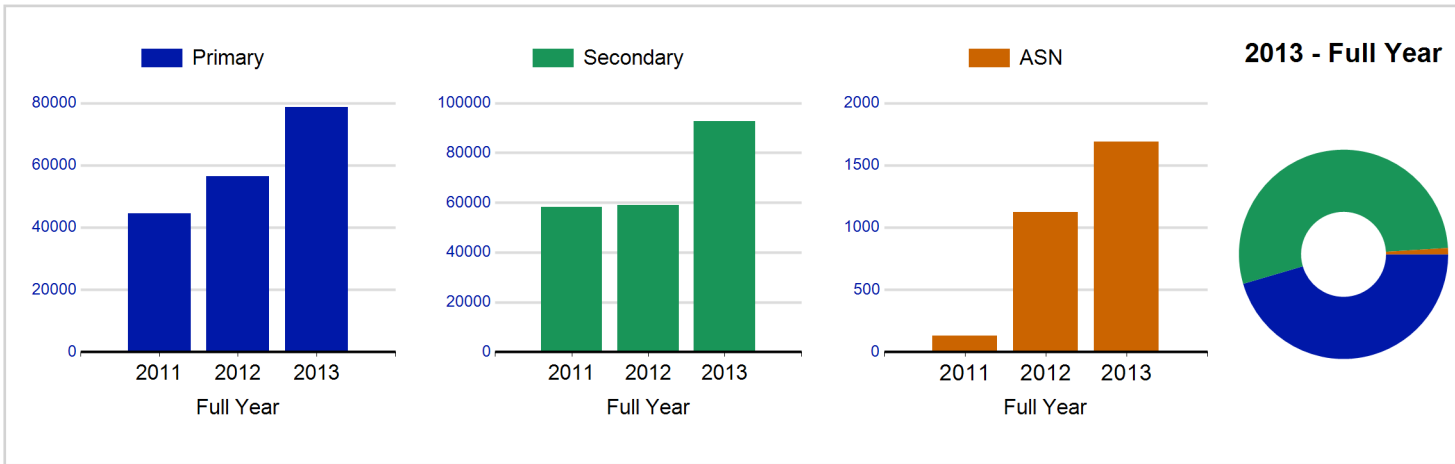
3. The Average Activity Sessions/Block figure shows the average length of a block (i.e. how many weeks did the average block run for?)

4. Distinct Deliverers are deliverers who have delivered at least one session of Active Schools supported activity across the selected year/term.

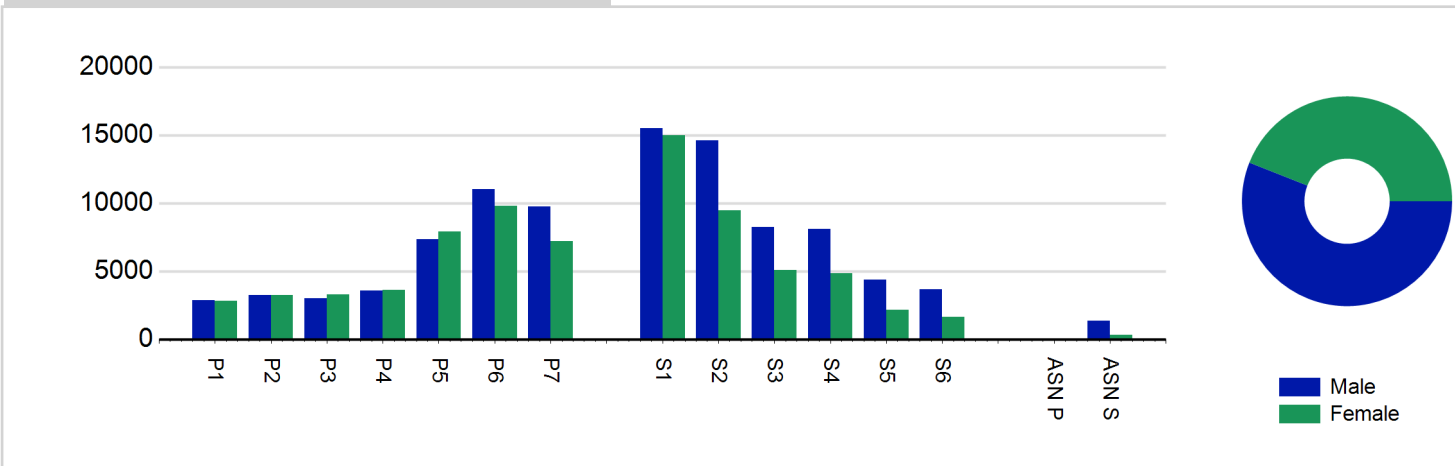
5. Deliverer Sessions are the 'visits' deliverers have made to activities. These figures do not represent the distinct deliverers, and should only be taken as indicative of delivery. Distinct deliverer information is only available at the local authority level.

6. Figures with N/A are not available for the 2008-11 phase of Active Schools. Charts which refer to information pre 2011 will show a huge increase from 0 – this is because we cannot include any 2008-2011 data at this level.

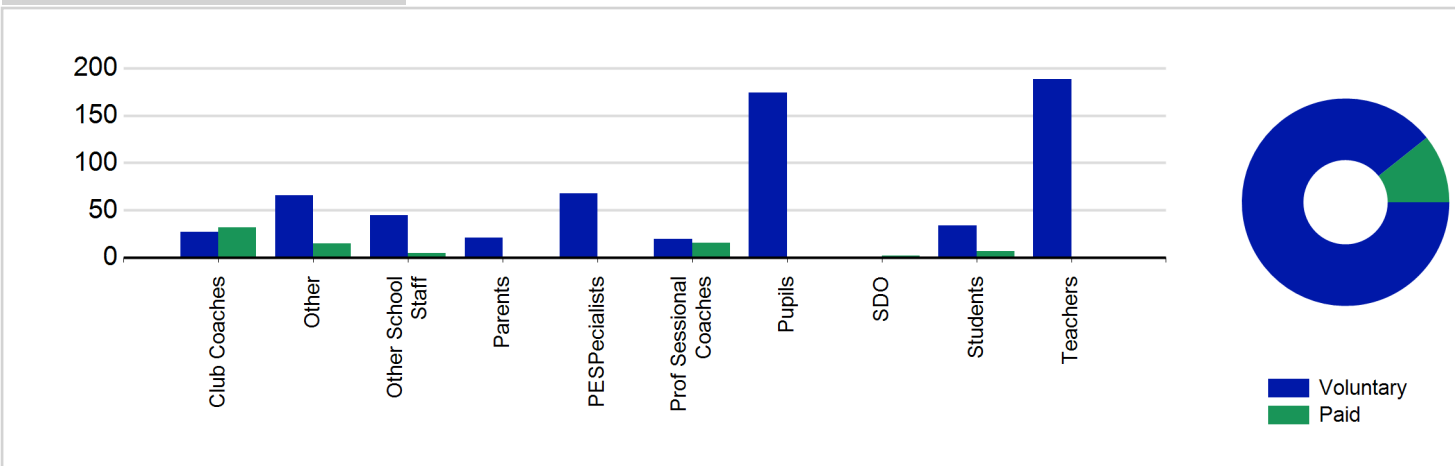
Participant Sessions¹ by School Type



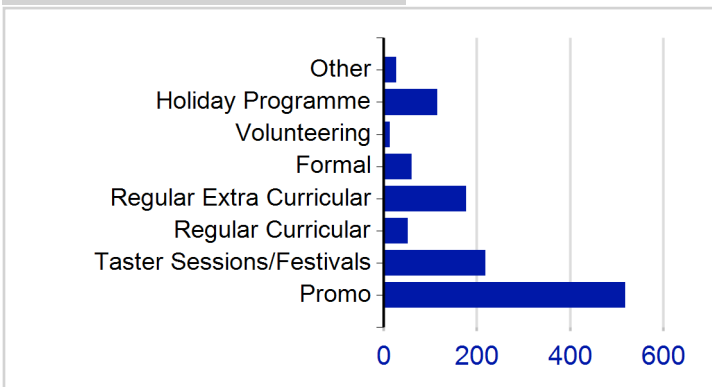
Participant Sessions¹ by Year Group and Gender



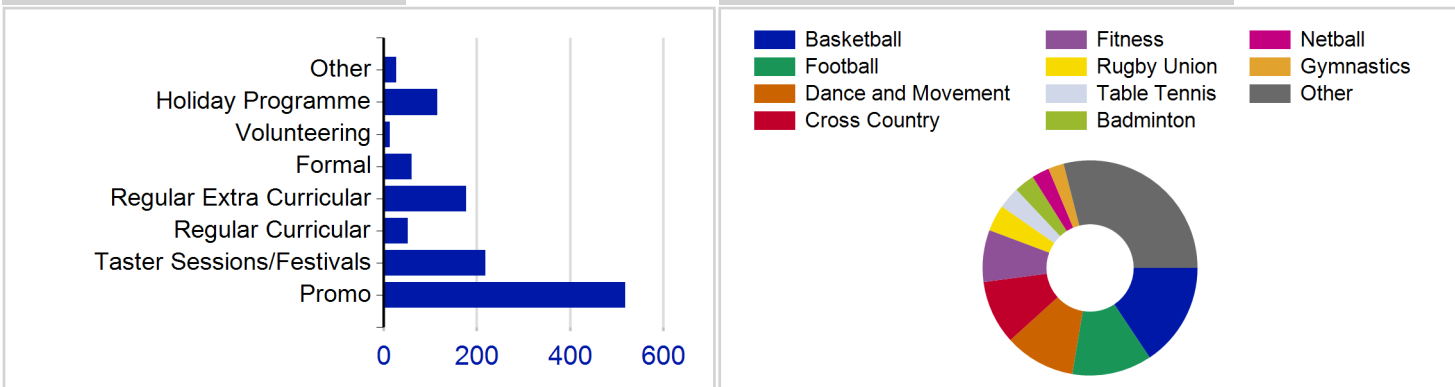
Distinct Deliverers⁴



School/Club Links



Top 10 Activities by Participant Sessions¹



Term Report: Falkirk Council

Academic Year : 2013/2014, Term(s) : Full Year

Putting Sport First

sportscotland
the national agency for sport

Participant Sessions 7 by Yeargroup and Gender

	Male	Female
P1	2,852	2,796
P2	3,219	3,253
P3	3,018	3,266
P4	3,562	3,606
P5	7,360	7,906
P6	11,039	9,790
P7	9,757	7,214
S1	15,503	14,968
S2	14,614	9,485
S3	8,218	5,084
S4	8,112	4,855
S5	4,388	2,153
S6	3,650	1,644
ASN P	0	0
ASN S	1,361	329
Total	96,653	76,349

Distinct Deliverers 4 by Type

	Paid	Voluntary
Parents	0	21
Teachers	0	188
PESpecialists	0	68
Other School Staff	5	45
Club Coaches	32	27
Prof Sessional Coaches	16	20
Students	7	34
Pupils	0	174
SDO	2	0
Other	15	66
Total	77	643