

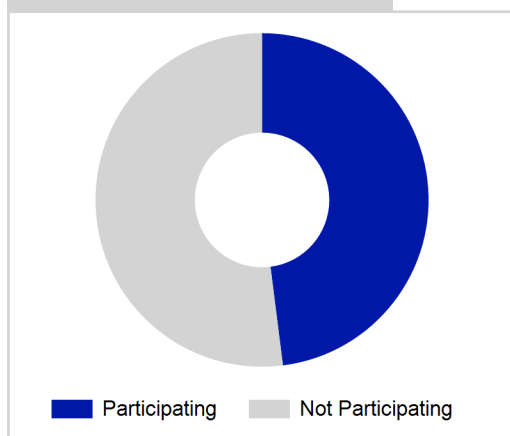
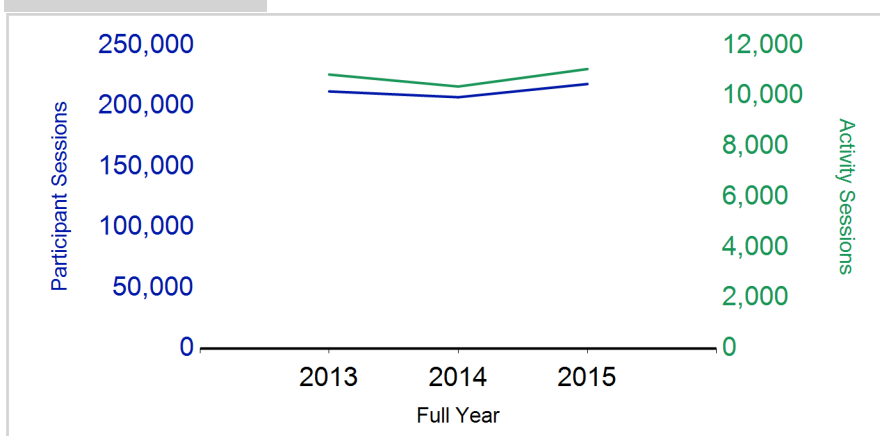
Term Report: Angus Council

Academic Year : 2015/2016, Term(s) : Full Year

Putting sport first

sportscotland
 the national agency for sport

% School Roll Participating

Participant Sessions¹

	2013 Full Year	2014 Full Year	2015 Full Year
Activity Sessions	10,851	10,377	11,070
% Purely voluntary	96%	91%	92%
Activity Session Blocks ³	1094	1077	1188
Avg. Activity Sessions / Block ⁴	9.9	9.6	9.3
Different Activities	46	41	45
Participant Sessions¹	212,138	207,362	218,258
% Female	48%	48%	50%
Distinct Participants²	6,407	7,575	7,624
Total School Roll	15,065	15,114	15,050
% Participating	43%	50%	51%
Distinct Deliverers⁵	617	642	631
% Volunteers	94%	95%	96%
Qualified Volunteers	353	338	353
Secondary Pupils	131	158	129
Total Deliverer Sessions ⁶	21,616	19,374	21,346
Avg. Deliverers Sessions / Deliverers	35.0	30.2	33.8
School Club Links	621	581	726
Schools with at least one link	61	61	61
Clubs with at least one link	87	93	107

1. Participant Sessions are the 'visits' pupils have made to activities. These figures do not represent the distinct pupils, and should only be taken as indicative of participation.

2. Distinct participants are pupils who have attended at least one session of Active Schools supported activity across the selected year/term (whether this was in a single or multiple school activity).

3. Activities are recorded in ASMO as 'Activity Session Blocks' which describe a group who meet to take part in an activity.

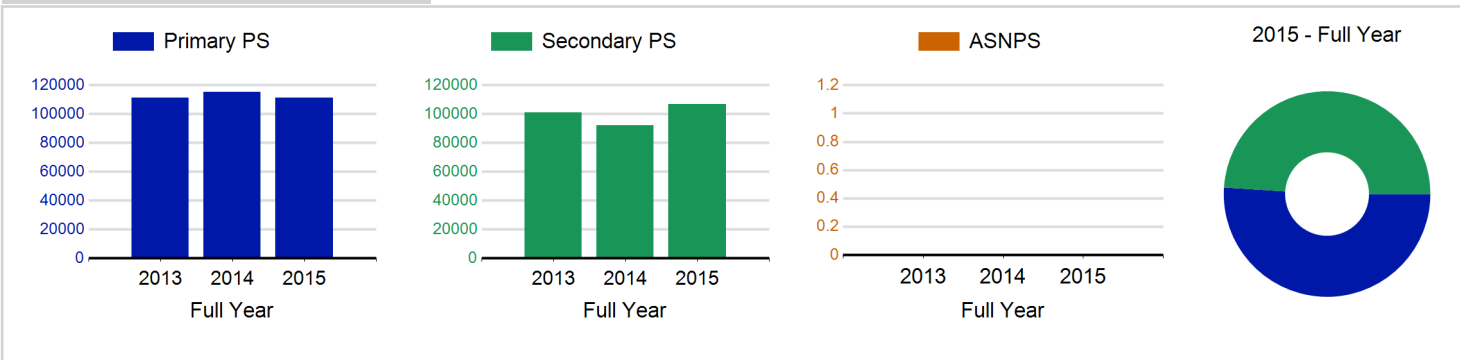
4. The Average Activity Sessions/Block figure shows the average length of a block (i.e. how many weeks did the average block run for?)

5. Distinct Deliverers are deliverers who have delivered at least one session of Active Schools supported activity across the selected year/term.

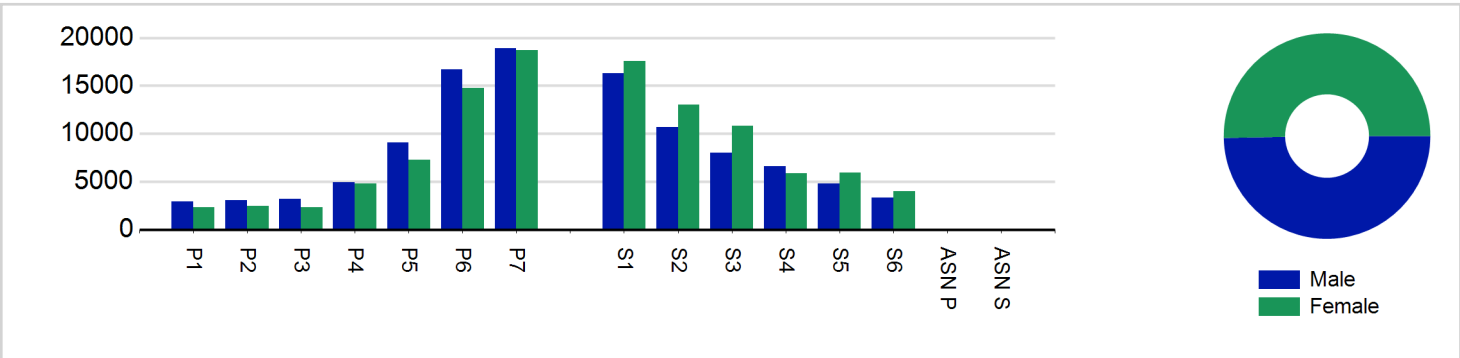
6. Deliverer Sessions are the 'visits' deliverers have made to activities. These figures do not represent the distinct deliverers, and should only be taken as indicative of delivery. Distinct deliverer information is only available at the local authority level.

7. School Roll details are taken from the Pupil Census as at September of the Academic Year. Summaries available at <http://www.gov.scot/topics/statistics/browse/school-education/datasets>

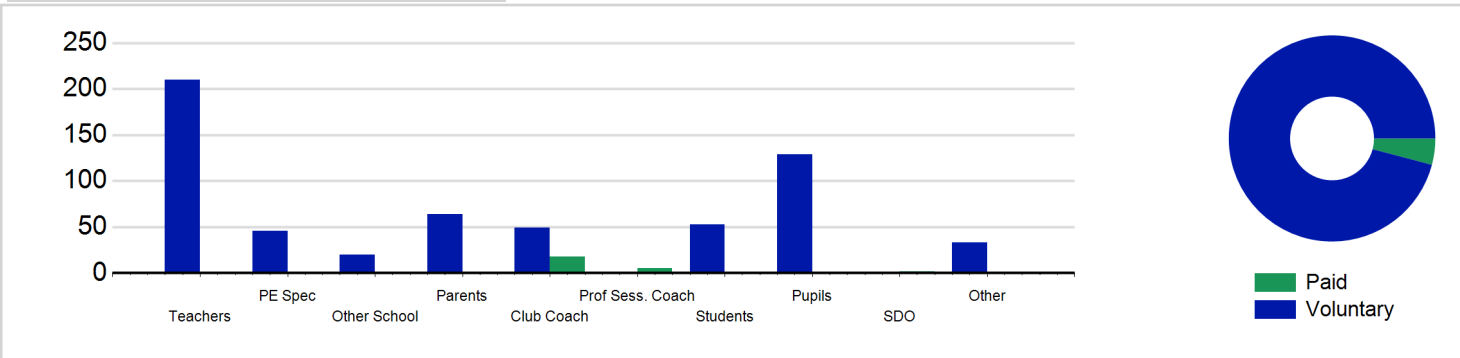
Participant Sessions¹ by School Type



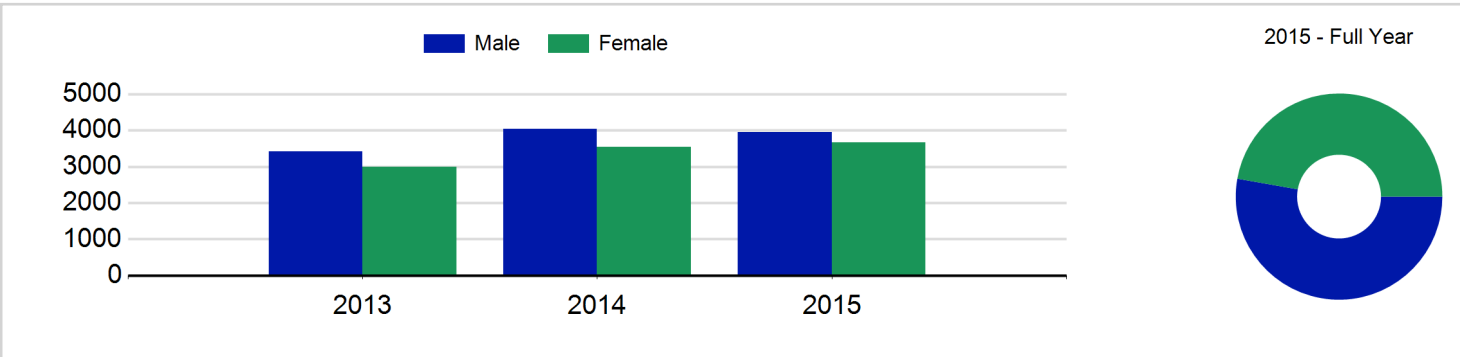
Participant Sessions¹ by Year Group and Gender



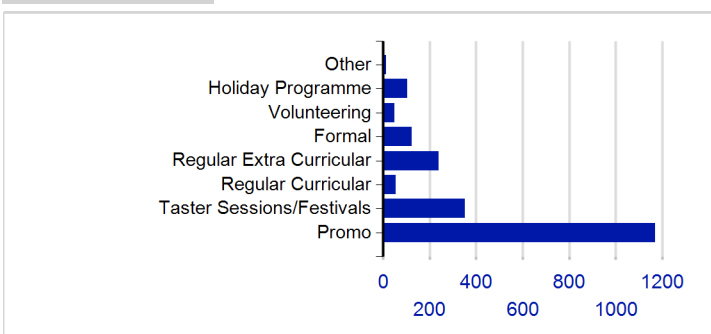
Distinct Deliverers



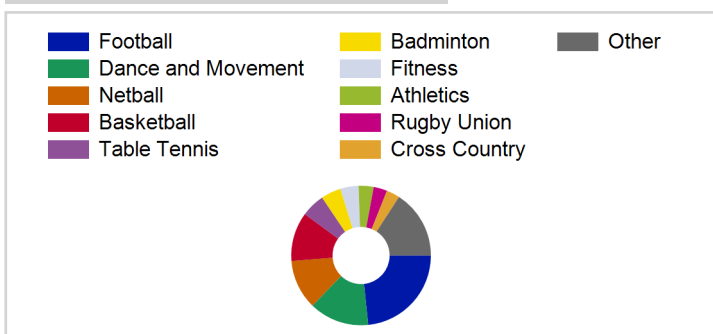
Distinct Participants² by Gender



School/Club Links



Top 10 Activities. by Participant Sessions¹



Term Report: Angus Council

Academic Year : 2015/2016, Term(s) : Full Year

Putting sport first

sportscotland
the national agency for sport

Participant Sessions¹ by Year Group and Gender

	Male	Female
P1	2,936	2,325
P2	3,065	2,473
P3	3,163	2,318
P4	4,895	4,771
P5	9,089	7,249
P6	16,686	14,764
P7	18,919	18,688
S1	16,284	17,543
S2	10,704	13,032
S3	7,996	10,796
S4	6,595	5,877
S5	4,824	5,961
S6	3,316	3,989
ASN P		
ASN S		
Total	108,472	109,786

Distinct Deliverers⁵ by Type

	Paid	Voluntary
Teachers		210
PE Spec		46
Other School		20
Parents		64
Club Coach	18	49
Prof Sess. Coach	5	1
Students		53
Pupils		129
SDO	2	
Other	1	33
Total	26	605

Distinct Participants² by Gender

Male	3,955
Female	3,669
Total	7,624