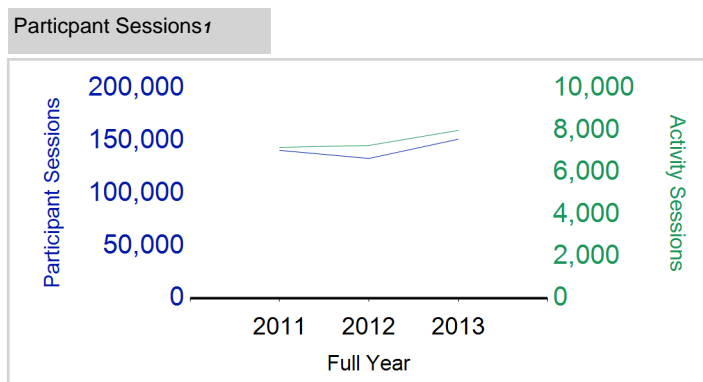


Term Report: North Ayrshire Council

Academic Year : 2013/2014, Term(s) : Full Year

Putting Sport First

sportscotland
 the national agency for sport


	2011 Full Year	2012 Full Year	2013 Full Year
Activity Sessions	7,195	7,287	8,004
% Purely voluntary	83%	80%	80%
Activity Session Blocks ²	834	900	919
Avg Activity Sessions / Blocks ³	8.6	8.1	8.7
Different Activities	50	48	43
Participant Sessions¹	141,046	133,360	151,716
% Female	46%	44%	44%
Distinct Deliverers⁴	594	634	619
% Volunteers	88%	90%	87%
Qualified Volunteers	268	273	312
Secondary Pupils	117	144	161
Total Deliverer Sessions ⁵	13,714	14,848	17,252
Avg Deliverers Sessions / Deliverer	23.1	23.4	27.9
School Club Links	336	389	490
Schools with at least 1 link	64	66	65
Clubs with at least 1 link	61	58	78

1. Participant Sessions are the 'visits' pupils have made to activities. These figures do not represent the distinct pupils, and should only be taken as indicative of participation

2. Activities are recorded in ASMO as 'Activity Session Blocks' which describe a group who meet to take part in an activity.

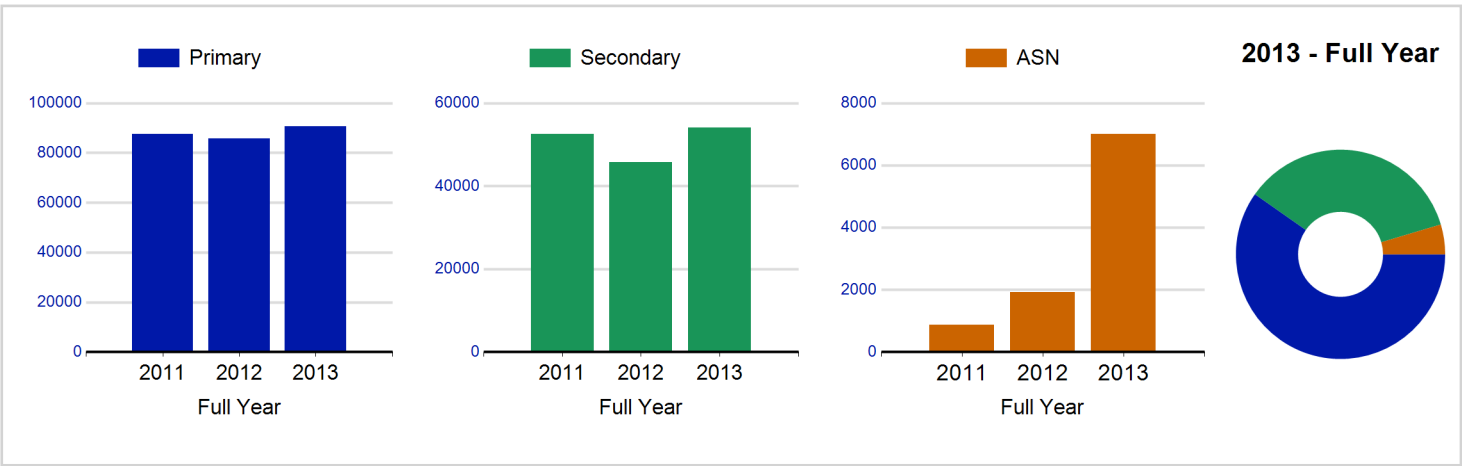
3. The Average Activity Sessions/Block figure shows the average length of a block (i.e. how many weeks did the average block run for?)

4. Distinct Deliverers are deliverers who have delivered at least one session of Active Schools supported activity across the selected year/term.

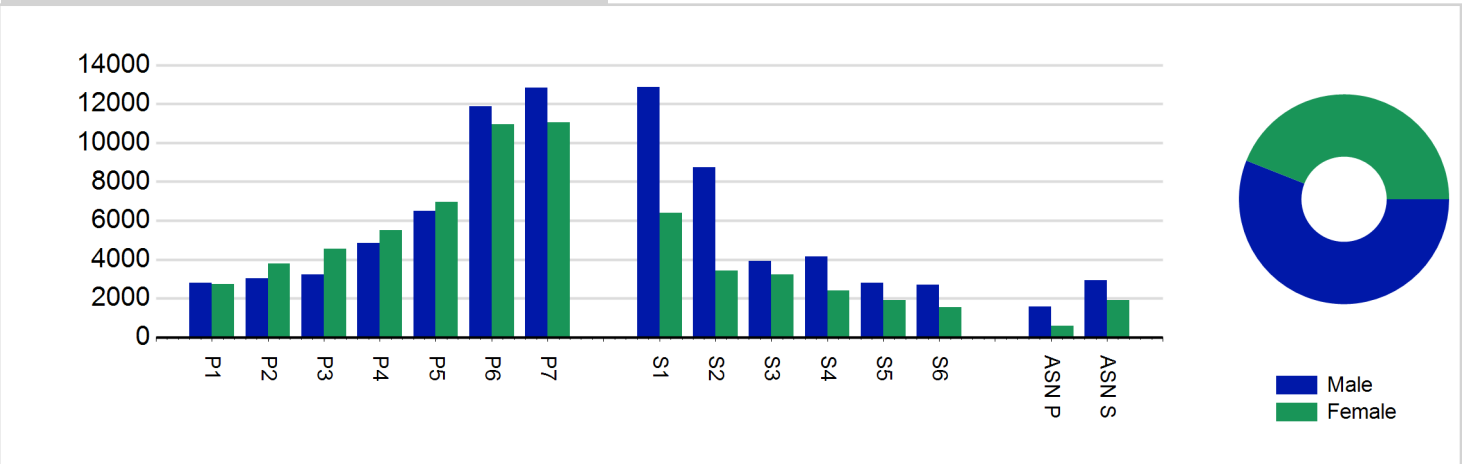
5. Deliverer Sessions are the 'visits' deliverers have made to activities. These figures do not represent the distinct deliverers, and should only be taken as indicative of delivery. Distinct deliverer information is only available at the local authority level.

6. Figures with N/A are not available for the 2008-11 phase of Active Schools. Charts which refer to information pre 2011 will show a huge increase from 0 – this is because we cannot include any 2008-2011 data at this level.

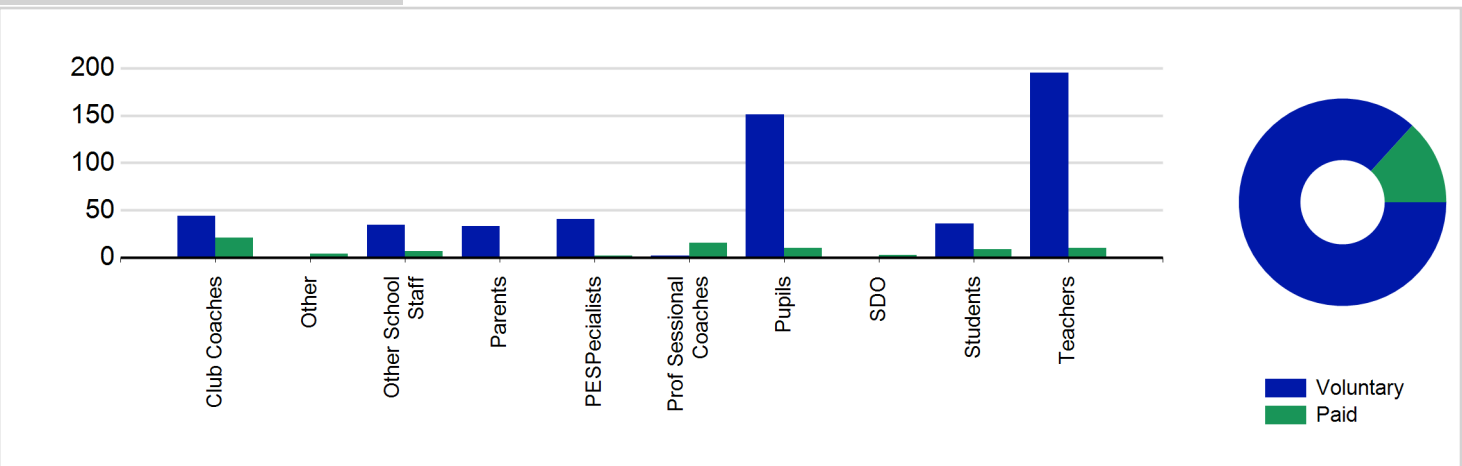
Participant Sessions¹ by School Type



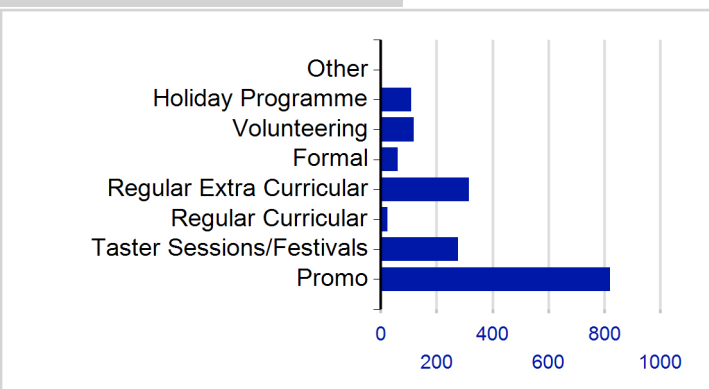
Participant Sessions¹ by Year Group and Gender



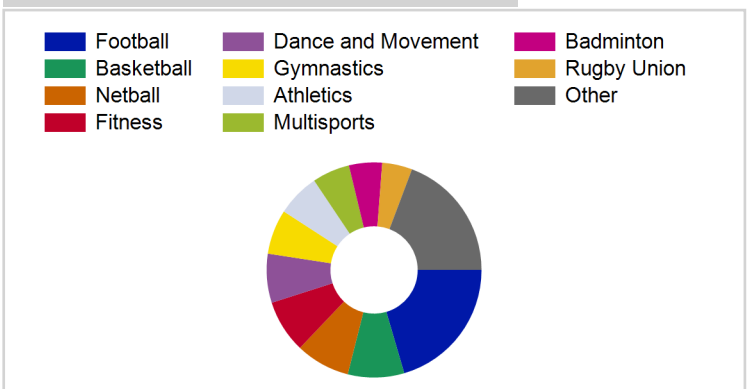
Distinct Deliverers⁴



School/Club Links



Top 10 Activities by Participant Sessions¹



Term Report: North Ayrshire Council

Academic Year : 2013/2014, Term(s) : Full Year

Putting Sport First

sportscotland
the national agency for sport

Participant Sessions 7 by Yeargroup and Gender

	Male	Female
P1	2,809	2,727
P2	3,030	3,783
P3	3,221	4,537
P4	4,853	5,508
P5	6,481	6,973
P6	11,883	10,953
P7	12,831	11,059
S1	12,864	6,400
S2	8,737	3,440
S3	3,925	3,234
S4	4,149	2,413
S5	2,793	1,895
S6	2,685	1,540
ASN P	1,589	586
ASN S	2,927	1,891
Total	84,777	66,939

Distinct Deliverers 4 by Type

	Paid	Voluntary
Parents	0	33
Teachers	10	195
PESpecialists	2	41
Other School Staff	7	35
Club Coaches	21	44
Prof Sessional Coaches	16	2
Students	9	36
Pupils	10	151
SDO	3	0
Other	4	0
Total	82	537